

Summary Lead Appr: _____ Clerk: _____ Lead Clerk: _____ Appr: MDL Input Print Date: 1/25/2024

Acct ID: 536563 MTL: 093W300000700 Date: 6/21/24 Appr: MDL Prop Class: 551 RMV Prop Class: 500
Situs: 3605 TALBOT RD S JEFFERSON OR 97352 MaSaNh: 07 06 000 Unit: 95111 Year: 2024

Last Date Appraised: 05/11/2020 Appraiser: MATT LORD Retag: Y N Tag info:

Owner: GWM TRUCKING LLC Roll Type: R

Cycle Tag Sales Verification Other: _____ Inspection level: 1 2 3 4 LCB TTO INSP AV: 213851

RMV Land: 460900 RMV Imp: 74260 RMV Total: 535160 MAV: 40810 MSAV: 173331 SAV: 396969

Comment:

Notations

24/25 cycle

RP/MS	Code	Description
RP	ZONED	FARM EFU ZONED

OSDs

Count	Code	Description	RMV	Code Area	Exception
2	SAF	SA OSD - FAIR	35000	14535	0

Land

Site: 1 Code Area: 14530 Size: 5.00 Acres Use Code: 005 Zone: REST SAV Use: 011 Exception: 0
Class: 2BDS Value Source: Farm Use - EFU Description: TWO BENCH DRY SOUTH SPECIAL RMV: 17090 Exception: Y N

Adjustment(s): GSOIL, GSOIL, WASTE, WOOD, IRR Fire Patrol: Description:
Comments: Liability year - 1980 / 19-20: PER #35 UPDATE SOIL CLASSES//03-04: REAPPRAISAL

Site: 2 Code Area: 14535 Size: 1.00 Acres Use Code: 005 Zone: REST SAV Use: 011 Exception: 0
Class: 2BDS Value Source: Farm Homesite Description: TWO BENCH DRY SOUTH SPECIAL RMV: 3420 Exception: Y N

Adjustment(s): GSOIL, GSOIL, WASTE, WOOD, IRR Fire Patrol: Description:
Comments: Liability year - 2009

Site: 4 Code Area: 14535 Size: 61.42 Acres Use Code: 005 Zone: REST SAV Use: 011 Exception: 0
Class: 2BIS Value Source: Farm Use - EFU Description: TWO BENCH IRR SOUTH SPECIAL RMV: 219520 Exception: Y N

Adjustment(s): GSOIL, GSOIL, WASTE, WOOD, IRR Fire Patrol: Description:
Comments: Liability year - 1980

Site: 5 Code Area: 14535 Size: 52.00 Acres Use Code: 005 Zone: REST SAV Use: 011 Exception: 0
Class: 2BDS Value Source: Farm Use - EFU Description: TWO BENCH DRY SOUTH SPECIAL RMV: 177770 Exception: Y N

Adjustment(s): GSOIL, GSOIL, WASTE, WOOD, IRR Fire Patrol: Description:
Comments: Liability year - 1980

Site: 6 Code Area: 14535 Size: 2.60 Acres Use Code: 005 Zone: REST SAV Use: 011 Exception: 0
Class: WOOD Value Source: Woodlot Description: FARM WOODLOT RMV: 8080 Exception: Y N

Adjustment(s): GSOIL, GSOIL, WASTE, WOOD, IRR Fire Patrol: Description:
Comments: Liability year - 1980

Site: 7 Code Area: 14535 Size: 0.21 Acres Use Code: 005 Zone: REST SAV Use: 011 Exception: 0
Class: WST Value Source: Farm Use - EFU Description: Rural WASTELAND RMV: 20 Exception: Y N

Adjustment(s): GSOIL, GSOIL, WASTE, WOOD, IRR Fire Patrol: Description:
Comments: Liability year - 1980

Improvements - Residence / Manufactured Structures

Bldg: 1 Code Area: 14535 Stat Class: 131 Year Blt: 1911 Eff Year Blt: 1930 Sq.Ft: 912 % Complete: 100
Desc: One Story Only Dimensions: RMV: 70830
Func Obsc: 100 Econ %: 100 Other %: 100 Exception: 0 Adjust: Adjust RMV: 0

Floors

Type	Class	Display Group	Floor Size	Beds	Baths	Yr Blt	Eff Yr Blt	Inventory	Exception
First Floor	3	Finished	912	0	0	1911	1930	KIT-, HVAC, ROOF, BATH - 1	Y N

Accessories

Description	Class	Size SqFt	Eff Yr Blt	RMV	Quantity	Exception
ENCLOSED PORCH	3	36	1930	626	1	Y N
ENCLOSED PORCH	3	120	1930	2088	1	Y N

Improvements - Accessory Buildings

Bldg: 2 Code Area: 14535 Stat Class: 341 Year Blt: 1970 Eff Year Blt: 1970 Sq.Ft: 350 % Complete: 100
Desc: Multi Purpose Shed (MP) Dimensions: 14x25 RMV: 1400
Func Obsc: 100 Econ %: 100 Other %: 100 Exception: 0 Adjust: Adjust RMV: 0

Floors

Type	Class	Display Group	Floor Size	Beds	Baths	Yr Blt	Eff Yr Blt	Inventory
Multi-Purpose Bldg	5	Finished	350	0	0	1970	1970	Exception: Y N

Accessories

Description	Class	Size SqFt	Eff Yr Blt	RMV	Quantity
No accessory data available					

Bldg: 3	Code Area: 14535	Stat Class: 341	Year Blt: 1960	Eff Year Blt: 1960	Sq.Ft: 325	% Complete: 100
Desc: Multi Purpose Shed (MP)			Dimensions: 13x25			RMV: 1090
Func Obsc: 100	Econ %: 100	Other %: 100	Exception: 0	Adjust:	Adjust RMV: 0	

Floors

Type	Class	Display Group	Floor Size	Beds	Baths	Yr Blt	Eff Yr Blt	Inventory
Multi-Purpose Bldg	4	Finished	325	0	0	1960	1960	Exception: Y N

Accessories

Description	Class	Size SqFt	Eff Yr Blt	RMV	Quantity
No accessory data available					

Bldg: 4	Code Area: 14535	Stat Class: 355	Year Blt: 1960	Eff Year Blt: 1960	Sq.Ft: 225	% Complete: 100
Desc: Lean-to Heavy (LTH)			Dimensions:			RMV: 300
Func Obsc: 100	Econ %: 100	Other %: 100	Exception: 0	Adjust:	Adjust RMV: 0	

Floors

Type	Class	Display Group	Floor Size	Beds	Baths	Yr Blt	Eff Yr Blt	Inventory
Lean-to Heavy Duty	4	Finished	225	0	0	1960	1960	Exception: Y N

Accessories

Description	Class	Size SqFt	Eff Yr Blt	RMV	Quantity
No accessory data available					



Bldg: 5	Code Area: 14535	Stat Class: 355	Year Blt: 1960	Eff Year Blt: 1960	Sq.Ft: 475	% Complete: 100
Desc: Lean-to Heavy (LTH)			Dimensions:			RMV: 640
Func Obsc: 100	Econ %: 100	Other %: 100	Exception: 0	Adjust:	Adjust RMV: 0	

Floors

Type	Class	Display Group	Floor Size	Beds	Baths	Yr Blt	Eff Yr Blt	Inventory
Lean-to Heavy Duty	4	Finished	475	0	0	1960	1960	Exception: Y N


Accessories

Description	Class	Size SqFt	Eff Yr Blt	RMV	Quantity
No accessory data available					




R36563
093W30 00700
FOR ASSESSMENT PURPOSES ONLY
DISTANCE BETWEEN BUILDINGS NOT TO SCALE

SCALE=1:20



120.0 sf



R36563 PH NV 2019-09-12



R36563 MP (2) LTH W SIDE 2019-09-12



R36563 MA W SIDE 2019-09-12



R36563 MA N SIDE (2) 2019-09-12




R36563 MP 14x25 2019-09-12



R36563 MP (2) LTH FRONT 2019-09-12



R36563 MA N SIDE 2019-09-12



R36563 MP 14x25 REAR 2019-09-12



R36563 MP (2) LTH REAR 2019-09-12







6/17/24



6/17/24