

Summary Lead Appr: <sup>ww</sup> Clerk: Lead Clerk: Appr: MDL Input Print Date: 1/25/2024

Acct ID: 536568 MTL: 093W300000400 Date: 6/17/24 Appr: MDL Prop Class: 551 RMV Prop Class: 551  
 Situs: 3735 TALBOT RD S JEFFERSON OR 97352 MaSaNh: 07 06 000 Unit: 146682 Year: 2024

Last Date Appraised: 03/26/2009 Appraiser: MATT LORD Retag: Y N Tag info:  
 Owner: JENSEN SISTERS HOLDINGS LLC Roll Type: R  
 Cycle Tag Sales Verification Other: Inspection level: 1 2 3 4 LCB TTO INSP AV: 223836  
 RMV Land: 567560 RMV Imp: 142670 RMV Total: 710230 MAV: 128900 MSAV: 94936 SAV: 279521  
 Comment:

**Notations**

*24-25 cycle*

RP/MS	Code	Description
RP	ZONED	FARM EFU ZONED

**OSDs** Had to Roll Back to correct the work order and return the MS to this account. Re-entered 7/11/24 ww.

Count	Code	Description	RMV	Code Area	Exception
1	MKTA	OSD - AVERAGE	45000	14530	0

**Land**

Site: 1 Code Area: 14530 Size: 1.00 Acres Use Code: 005 Zone: REST SAV Use: Exception: 0  
 Class: Value Source: Market Homesite Description: RMV: 6720 Exception: Y N  
 Adjustment(s): GSOIL, IRR Fire Patrol: Description:  
 Comments: 21-22: PER #103 CHG LAND SCH FOR WOODLOT

Site: 2 Code Area: 14530 Size: 65.90 Acres Use Code: 005 Zone: REST SAV Use: 011 Exception: 0  
 Class: 2BISS Value Source: Farm Use - EFU Description: TWO BENCH IRR SOUTH SPECIAL RMV: 509120 Exception: Y N  
 Adjustment(s): GSOIL, IRR Fire Patrol: Description:  
 Comments: Liability year - 1980 / 81400130

Site: 3 Code Area: 14530 Size: 1.00 Acres Use Code: 005 Zone: REST SAV Use: 011 Exception: 0  
 Class: WOOD Value Source: Woodlot Description: FARM WOODLOT RMV: 6720 Exception: Y N  
 Adjustment(s): GSOIL, IRR Fire Patrol: Description:  
 Comments: Liability year - 1980 / 08-09: 8BENCH PROJECT - CHG OF 8BENCH TO WOODLOT AND MOVE .9 ACRES TO 2BENCH// 81400130

**Improvements - Residence / Manufactured Structures**

Bldg: 1 Code Area: 14530 Stat Class: 131 Year Blt: 1946 Eff Year Blt: 1946 Sq.Ft: 1299 % Complete: 100  
 Desc: One Story Only Dimensions: RMV: 129810  
 Func Obsc: 100 Econ %: 100 Other %: 100 Exception: 0 Adjust: Adjust RMV: 0

**Floors**

Type	Class	Display Group	Floor Size	Beds	Baths	Yr Blt	Eff Yr Blt	Inventory	Exception
First Floor	3	Finished	1299	2	FB-1	1946	1946	BATH - 1, KIT, HVAC, ROOF	Y N
Garage Attached	3	Low Cost	480	0	0	1946	1946	ROOF	Y N

**Accessories**

Description	Class	Size SqFt	Eff Yr Blt	RMV	Quantity
YARD IMPROVEMENTS AVERAGE	3	1	1946	10881	1

**Improvements - Accessory Buildings**

Bldg: 2 Code Area: 14530 Stat Class: 351 Year Blt: 1986 Eff Year Blt: 1986 Sq.Ft: 1040 % Complete: 100  
 Desc: General Purpose Building (GB) Dimensions: 40x26 RMV: 5830  
 Func Obsc: 100 Econ %: 100 Other %: 100 Exception: 0 Adjust: Adjust RMV: 0

**Floors**

Type	Class	Display Group	Floor Size	Beds	Baths	Yr Blt	Eff Yr Blt	Inventory	Exception
General Purpose Bldg	5	Finished	1040	0	0	1986	1986	FAIR	Y N

**Accessories**

No accessory data available

Bldg: 3 Code Area: 14530 Stat Class: 341 Year Blt: 1986 Eff Year Blt: 1986 Sq.Ft: 216 % Complete: 100  
 Desc: Multi Purpose Shed (MP) Dimensions: 18x12 RMV: 1280  
 Func Obsc: 100 Econ %: 100 Other %: 100 Exception: 0 Adjust: Adjust RMV: 0

**Floors**

Type	Class	Display Group	Floor Size	Beds	Baths	Yr Blt	Eff Yr Blt	Inventory
Multi-Purpose Bldg	4	Finished	216	0	0	1986	1986	FAIR

Exception: Y N

**Accessories**

Description	Class	Size SqFt	Eff Yr Blt	RMV	Quantity
No accessory data available					

Bldg: 4 Code Area: 14530 Stat Class: 353 Year Blt: 1975 Eff Year Blt: 1975 Sq.Ft: 1536 % Complete: 100  
 Desc: Machine Shed (MS) Dimensions: 48x32 RMV: 4540  
 Func Obsc: 100 Econ %: 100 Other %: 100 Exception: 0 Adjust: Adjust RMV: 0

**Floors**

Type	Class	Display Group	Floor Size	Beds	Baths	Yr Blt	Eff Yr Blt	Inventory
Machine Shed	5	Finished	1536	0	0	1975	1975	FAIR

Exception: Y N

**Accessories**

Description	Class	Size SqFt	Eff Yr Blt	RMV	Quantity
No accessory data available					

Bldg: 5 Code Area: 14530 Stat Class: 341 Year Blt: 1970 Eff Year Blt: 1970 Sq.Ft: 288 % Complete: 100  
 Desc: Multi Purpose Shed (MP) Dimensions: 12x24 RMV: 1210  
 Func Obsc: 100 Econ %: 100 Other %: 100 Exception: 0 Adjust: Adjust RMV: 0

**Floors**

Type	Class	Display Group	Floor Size	Beds	Baths	Yr Blt	Eff Yr Blt	Inventory
Multi-Purpose Bldg	5	Finished	288	0	0	1970	1970	

Exception: Y N

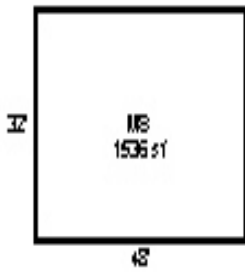
**Accessories**

Description	Class	Size SqFt	Eff Yr Blt	RMV	Quantity
No accessory data available					

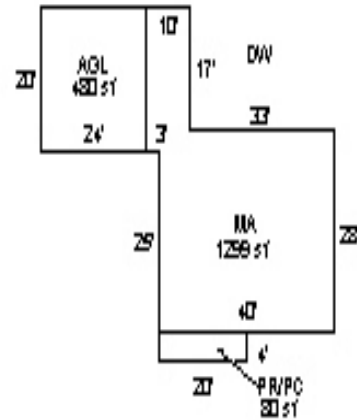
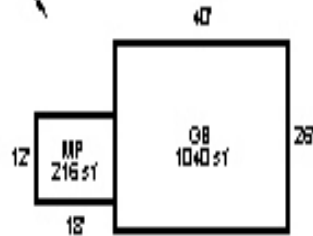
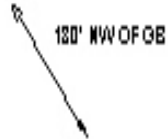
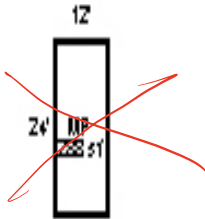
093W/30 00400

R36568

SCALE=1:48



APEX UPDATED



TALBOT RD S

MSL L3  
6/17/24 cycle







