

Acct ID: 536719 MTL: 093W36C000700 Date: 7/10/24 Appr: MDL Prop Class: 451 RMV Prop Class: 451  
 Situs: 14802 JEFFERSON HWY 99E SE JEFFERSON OR 97352 MaSaNh: 07 06 000 Unit: 70233 Year: 2024

Last Date Appraised: 08/16/2018 Appraiser: MATT LORD Retag: Y (N) Tag info: \_\_\_\_\_  
 Owner: DRING, RICHARD ALEX Roll Type: R  
 Cycle (1) Tag Sales Verification Other: \_\_\_\_\_ Inspection level: 1 2 (3) 4 LCB TTO INSP AV: 211700  
 RMV Land: 262910 RMV Imp: 156040 RMV Total: 418950 MAV: 211700 MSAV: 0 SAV: 0  
 Comment: \_\_\_\_\_

**Notations**

No notation data available.

24-25 cycle

**OSDs**

Count	Code	Description	RMV	Code Area	Exception
1	MKTF	OSD - FAIR	35000	14530	0

**Land**

Site: 1 Code Area: 14530 Size: 3.50 Acres Use Code: 005 Zone: REST SAV Use: \_\_\_\_\_ Exception: 0  
 Class: 4BDS Value Source: Rural Restrictive Description: FOUR BENCH DRY SPECIAL SOUTH RMV: 227910 Exception: Y N  
 S  
 Adjustment(s): \_\_\_\_\_ Fire Patrol: \_\_\_\_\_ Description: \_\_\_\_\_  
 Comments: 03-04: REAPPRAISAL

**Improvements - Residence / Manufactured Structures**

Bldg: 1 Code Area: 14530 Stat Class: 132 Year Blt: 1935 Eff Year Blt: 1935 Sq.Ft: 1643 % Complete: 100  
 Desc: Multi Story above grade Dimensions: \_\_\_\_\_ RMV: 142160  
 Func Obsc: 100 Econ %: 100 Other %: 100 Exception: 0 Adjust: \_\_\_\_\_ Adjust RMV: 0

**Floors**

Type	Class	Display Group	Floor Size	Beds	Baths	Yr Blt	Eff Yr Blt	Inventory	Exception
First Floor	3	Finished	1251	3	FB-1	1935	1935	KIT-, HVAC+, FP - 1, ROOF, BATH - 1	Y N
Attic	3	Finished	392	2	0	1935	1935	HVAC+	Y N
Garage Attached	3	Unfinished	672	0	0	1935	1935	ROOF	Y N

**Accessories**

Description	Class	Size SqFt	Eff Yr Blt	RMV	Quantity
No accessory data available					

YI 3 F

Bldg: 6 Code Area: 14530 Stat Class: 107 Year Blt: \_\_\_\_\_ Eff Year Blt: \_\_\_\_\_ Sq.Ft: 0 % Complete: 100  
 Desc: Yard Improvements Dimensions: \_\_\_\_\_ RMV: 9450  
 Func Obsc: 100 Econ %: 100 Other %: 100 Exception: 0 Adjust: \_\_\_\_\_ Adjust RMV: 0

**Floors**

Type	Class	Display Group	Floor Size	Beds	Baths	Yr Blt	Eff Yr Blt	Inventory	Exception
No floor data available									

OW MA

**Accessories**

Description	Class	Size SqFt	Eff Yr Blt	RMV	Quantity
YARD IMPROVEMENTS AVERAGE	3	0	0	9450	1
Exception: Y N					

**Improvements - Accessory Buildings**

Bldg: 2 Code Area: 14530 Stat Class: 341 Year Blt: 1984 Eff Year Blt: 1984 Sq.Ft: 312 % Complete: 100  
 Desc: Multi Purpose Shed (MP) Dimensions: 26x12 RMV: 1150  
 Func Obsc: 100 Econ %: 100 Other %: 100 Exception: 0 Adjust: \_\_\_\_\_ Adjust RMV: 0

**Floors**

Type	Class	Display Group	Floor Size	Beds	Baths	Yr Blt	Eff Yr Blt	Inventory	Exception
Multi-Purpose Bldg	4	Finished	312	0	0	1984	1984		Y N

PK 6 F

**Accessories**

Description	Class	Size SqFt	Eff Yr Blt	RMV	Quantity
No accessory data available					

Bldg: 3 Code Area: 14530 Stat Class: 341 Year Blt: 1984 Eff Year Blt: 1984 Sq.Ft: 64 % Complete: 100  
 Desc: Multi Purpose Shed (MP) Dimensions: 8x8 RMV: 0  
 Func Obsc: 100 Econ %: 100 Other %: 100 Exception: 0 Adjust: \_\_\_\_\_ Adjust RMV: 0

<b>Floors</b>									
Type	Class	Display Group	Floor Size	Beds	Baths	Yr Blt	Eff Yr Blt	Inventory	
Multi-Purpose Bldg	4	Finished	64	0	0	1984	1984		
									Exception: Y N

<b>Accessories</b>									
Description	Class	Size SqFt	Eff Yr Blt	RMV	Quantity				
No accessory data available									

Bldg: 4    Code Area: 14530    Stat Class: 301    Year Blt:    Eff Year Blt:    Sq.Ft: 121    % Complete: 100  
 Desc: Accessory Improvements & Misc.    Dimensions:    RMV: 1500  
 Func Obsc: 100    Econ %: 100    Other %: 100    Exception: 0    Adjust:    Adjust RMV: 0

<b>Floors</b>									
Type	Class	Display Group	Floor Size	Beds	Baths	Yr Blt	Eff Yr Blt	Inventory	
Building Structure	0	Finished	121	0	0	0	0		
									Exception: Y N

<b>Accessories</b>									
Description	Class	Size SqFt	Eff Yr Blt	RMV	Quantity				
No accessory data available									

Bldg: 5    Code Area: 14530    Stat Class: 341    Year Blt: 1984    Eff Year Blt: 1984    Sq.Ft: 432    % Complete: 100  
 Desc: Multi Purpose Shed (MP)    Dimensions: 18x24    RMV: 1780  
 Func Obsc: 100    Econ %: 100    Other %: 100    Exception: 0    Adjust:    Adjust RMV: 0

<b>Floors</b>									
Type	Class	Display Group	Floor Size	Beds	Baths	Yr Blt	Eff Yr Blt	Inventory	
Multi-Purpose Bldg	5	Finished	432	0	0	1984	1984		
									Exception: Y N

<b>Accessories</b>									
Description	Class	Size SqFt	Eff Yr Blt	RMV	Quantity				
No accessory data available									


*PK6 F*

*GAZEBO*

*N/I*

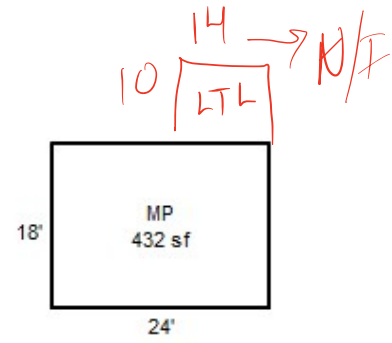
*NO VALUE*

R36719  
 093W36C 00700  
 SCALE=1:30

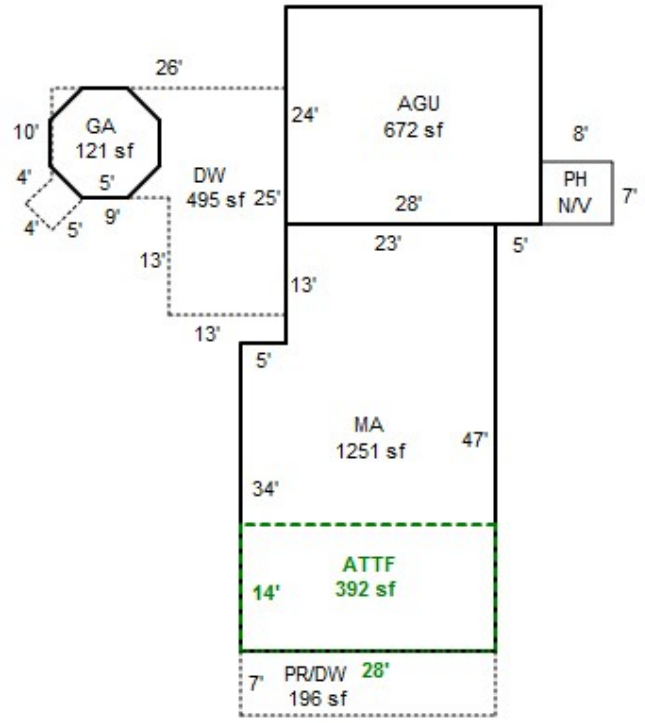
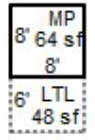



sent to dc

7/10/24 MDL CYCLE L3



280' BETWEEN





R36719 GA  
8/16/2018



R36719 MA back L  
8/16/2018



R36719 MA back R  
8/16/2018



R36719 MA  
8/16/2018



R36719 MP 18x24  
8/16/2018



R36719 MP and LTL NI  
8/16/2018



R36719 MP and NV  
8/16/2018



7/10/24