

Acct ID: 535222 MTL: 092W110000700 Date: 1/9/24 Appr: MDL Prop Class: 551 RMV Prop Class: 451
 Situs: 10663 BRICK RD SE TURNER OR 97392 MaSaNh: 07 06 000 Unit: 147573 Year: 2023
 Last Date Appraised: 12/21/2022 Appraiser: MATT LORD Retag: N Tag info: 2024 - Tags/Permit (Completion)
 Owner: MARTIE JOHNSON RLT & JOHNSON, MARTIE TRE Roll Type: R
 Cycle: Tag Sales Verification Other: _____ Inspection level: 1 2 3 4 LCB TTO NSP AV: 139733
 RMV Land: 334690 RMV Imp: 178460 RMV Total: 513150 MAV: 118870 MSAV: 20863 SAV: 37896
 Comment: 23-24: L2 12.21.22 MDL
 22-23: L4 09/20/2021 CL

Notations 24-25: ✓ completion of New RES 21-007931 / 35% ✓ 1/1/25

RP/MS	Code	Description
MS	ZONED	FARM EFU ZONED

OSDs

Count	Code	Description	RMV	Code Area	Exception
1	MKTF	OSD - FAIR	35000	05545	0

Land

Site: 2	Code Area: 05545	Size: 1.00 Acres	Use Code: 005	Zone: REST	SAV Use:	Exception: 0
Class: 2BD	Value Source: Market Homesite	Description: TWO BENCH DRY	RMV: 18150	Exception: Y	N	
Adjustment(s):	GSOIL	Fire Patrol:	Description:			
Comments:	550040					
Site: 3	Code Area: 05545	Size: 0.70 Acres	Use Code: 005	Zone: REST	SAV Use: 011	Exception: 0
Class: 2BD	Value Source: Farm Use - EFU	Description: TWO BENCH DRY	RMV: 12710	Exception: Y	N	
Adjustment(s):	GSOIL	Fire Patrol:	Description:			
Comments:	Liability year - 1980 / 550040 06-19-02: CORR LAND SCHED PER DK #87.					
Site: 4	Code Area: 05545	Size: 16.29 Acres	Use Code: 005	Zone: REST	SAV Use: 011	Exception: 0
Class: 4BD	Value Source: Farm Use - EFU	Description: FOUR BENCH DRY	RMV: 268830	Exception: Y	N	
Adjustment(s):	GSOIL	Fire Patrol:	Description:			
Comments:	Liability year - 1974 / 550040					

Improvements - Residence / Manufactured Structures

Bldg: 4	Code Area: 05545	Stat Class: 142	Year Blt: 2019	Eff Year Blt: 2019	Sq.Ft: 2393	% Complete: <u>30</u>
Desc:	Multi Story above grade		Dimensions:	RMV: 119710	<u>35</u>	
Func Obsc: 100	Econ %: 100	Other %: 100	Exception: 0	Adjust:	Adjust RMV: 0	

Floors

Type	Class	Display Group	Floor Size	Beds	Baths	Yr Blt	Eff Yr Blt	Inventory	Exception:
First Floor	4	Finished	1620	1	FB-2	2019	2019	HVAC, KIT-, ROOF, BATH - 2	<input checked="" type="checkbox"/> N
Second Floor	4	Finished	773	2	FB-1	2019	2019	HVAC, BATH - 1	<input checked="" type="checkbox"/> N

Accessories

Description	Class	Size SqFt	Eff Yr Blt	RMV	Quantity
No accessory data available					

Improvements - Accessory Buildings

Bldg: 1	Code Area: 05545	Stat Class: 351	Year Blt: 2003	Eff Year Blt: 2003	Sq.Ft: 3500	% Complete: 100
Desc:	General Purpose Building (GB)		Dimensions: 50x70	RMV: 51600		
Func Obsc: 100	Econ %: 100	Other %: 100	Exception: 0	Adjust:	Adjust RMV: 0	

Floors

Type	Class	Display Group	Floor Size	Beds	Baths	Yr Blt	Eff Yr Blt	Inventory	Exception:
General Purpose Bldg	5	Finished	3500	0	0	2003	2003	FAIR	Y N

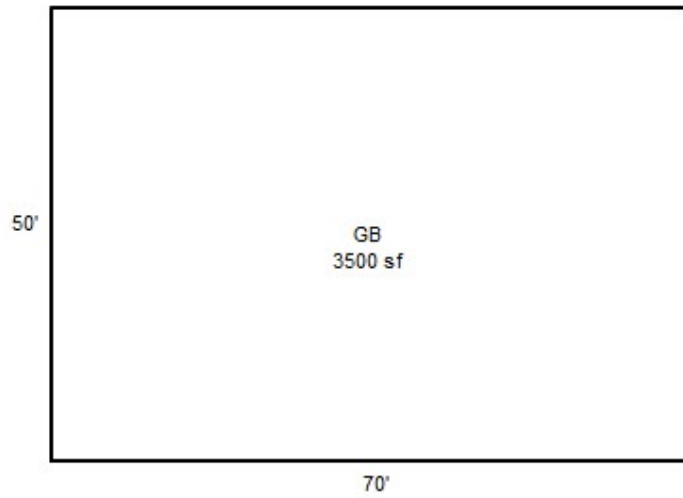
Accessories

Description	Class	Size SqFt	Eff Yr Blt	RMV	Quantity
No accessory data available					

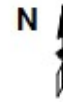
Bldg: 2	Code Area: 05545	Stat Class: 341	Year Blt: 1992	Eff Year Blt: 1992	Sq.Ft: 308	% Complete: 100
Desc:	Multi Purpose Shed (MP)		Dimensions: 14x22	RMV: 2460		
Func Obsc: 100	Econ %: 100	Other %: 100	Exception: 0	Adjust:	Adjust RMV: 0	

Floors

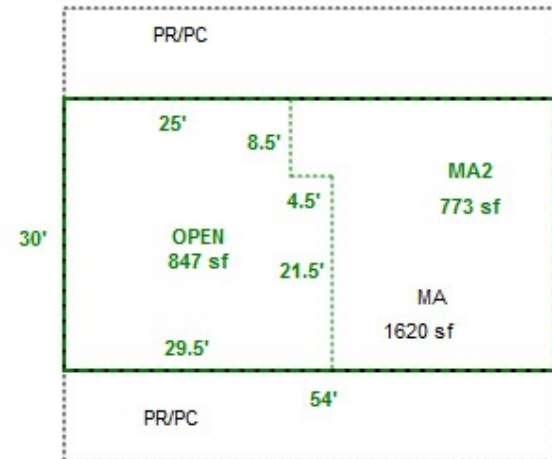
Type	Class	Display Group	Floor Size	Beds	Baths	Yr Blt	Eff Yr Blt	Inventory
Multi-Purpose Bldg	4	Finished	308	0	0	1992	1992	Exception: Y N
Accessories								
Description	Class	Size SqFt	Eff Yr Blt	RMV	Quantity			
No accessory data available								
Bldg: 3	Code Area: 05545	Stat Class: 354	Year Blt: 2017	Eff Year Blt: 2017	Sq.Ft: 990	% Complete: 100		
Desc: Lean-to Light (LTL)				Dimensions: 55x18		RMV: 4410		
Func Obsc: 100	Econ %: 100	Other %: 100	Exception: 0	Adjust:	Adjust RMV: 0			
Floors								
Type	Class	Display Group	Floor Size	Beds	Baths	Yr Blt	Eff Yr Blt	Inventory
Lean-to Light Duty	4	Finished	990	0	0	2017	2017	Exception: Y N
Accessories								
Description	Class	Size SqFt	Eff Yr Blt	RMV	Quantity			
No accessory data available								
Bldg: 5	Code Area: 05545	Stat Class: 354	Year Blt: 1992	Eff Year Blt: 1992	Sq.Ft: 144	% Complete: 100		
Desc: Lean-to Light (LTL)				Dimensions:		RMV: 280		
Func Obsc: 100	Econ %: 100	Other %: 100	Exception: 0	Adjust:	Adjust RMV: 0			
Floors								
Type	Class	Display Group	Floor Size	Beds	Baths	Yr Blt	Eff Yr Blt	Inventory
Lean-to Light Duty	4	Finished	144	0	0	1992	1992	Exception: Y N
Accessories								
Description	Class	Size SqFt	Eff Yr Blt	RMV	Quantity			
No accessory data available								



R35222
092W11 00700
SCALE=1:30



apex is updated





R35222
12/14/2017



R35222
12/14/2017



R35222
12/14/2017




R35222
12/14/2017



R35222
12/14/2017



R35222
12/14/2017



Percent Complete Form

Account # 535253

Additions

New Homes

Additions		New Homes				
% Item	% Sum		No Basement		Basement	
			% Item	% Sum	% Item	% Sum
3%	0%	Plans/Survey	3%	0%	3%	0%
2%		Excavation	2%		4%	
3%		Foundation	3%		10%	
35%	45%	Framing	14%	20%	16%	35%
8%	50%	Trusses	7%	30%	7%	40%
7%	60%	Roofing	7%	35%	7%	45%
7%	65%	Windows/Ext Doors	7%	45%	6%	55%
5%	70%	Siding	5%	50%	5%	60%
4%	75%	Plumbing Rough-In	4%		3%	
3%		80%	Electrical Rough-In	3%	55%	2%
2%	Heating Rough-In		2%	1%		
	Heating Unit		1%	1%		
3%	85%	Insulation	3%	60%	2%	70%
5%		Drywall (Finished)	5%		4%	
2%	90%	Paint Interior	2%	70%	2%	75%
2%		Paint Exterior	2%		2%	
		Cabinets	6%	75%	5%	80%
2%	95%	Electrical Fixtures	3%	80%	2%	85%
2%		Plumbing Fixtures	4%		3%	
3%	100%	Floor Coverings & Countertops	7%	90%	6%	90%
2%		Interior Trim Carpentry	7%		6%	
		Porch/Entry/Stoop	2%		2%	
		Finish Grade	1%	100%	1%	100%

APPR MDL Date 1/9/24 YR For 24-25 % COMP 35
 APPR _____ Date _____ YR For _____ % COMP _____
 APPR _____ Date _____ YR For _____ % COMP _____
 APPR _____ Date _____ YR For _____ % COMP _____

Percent Complete Form

Account # _____

Gut & Remodels

Interior Trim Carpentry	7%	90%
Floor Coverings & Countertops	7%	85%
Plumbing Fixtures	4%	80%
Electrical Fixtures	3%	80%
Cabinets	6%	75%
Drywall (Finished)	5%	70%
Insulation	3%	65%

APPR _____ Date _____ YR For _____ % COMP _____
 APPR _____ Date _____ YR For _____ % COMP _____
 APPR _____ Date _____ YR For _____ % COMP _____
 APPR _____ Date _____ YR For _____ % COMP _____

Outbuilding Type: _____

	% Item	% Sum
Excavation/Foundation	10%	40%
Floor - Concrete/Wood	30%	
Walls - Framing	10%	65%
Walls - Covering/Siding	15%	
Roof - Framing/Trusses	15%	
Roof - Sheathing	5%	95%
Roof - Cover	10%	
Doors & Windows	5%	100%

APPR _____ Date _____ YR For _____ % COMP _____
 APPR _____ Date _____ YR For _____ % COMP _____
 APPR _____ Date _____ YR For _____ % COMP _____
 APPR _____ Date _____ YR For _____ % COMP _____



1/9/24