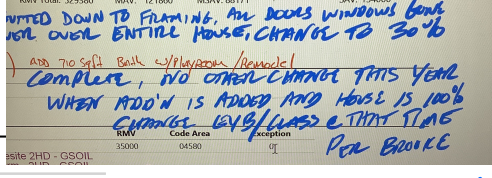


Acct ID: 528198 MTL: 081W110000600 Date: 12-17-24 Appr: LUKE Prop Class: 551 RMV Prop Class: 451
 Situs: 13836 WALDO HILLS DR SE SUBLIMITY OR 97385 MaSaNh: 01 06 000 Unit: 41346 Year: 2024
 Last Date Appraised: 12/12/2023 Appraiser: CLINT LUKE Retag: Y N Tag info: 2025 - Tags/Permit (Completion)
 Owner: LAWRENCE E & MABEL M FISHER JRT & Roll Type: R
 Cycle: Tag Sales Verification Other: _____ Inspection level: 1 2 3 4 LCB TTO INSP AV: 185919
 RMV Land: 565480 RMV Imp: 92310 RMV Total: 657790 MAV: 125510 MSAV: 93609 SAV: 171924
 Comment: 24-25 L2 12/12/23 CLUKE

INPUT 1-7-25 LUKE

Notations **22-011150**



RP/MS	Code	Description
RP	ZONED	FARM EFU ZONED

Chris 2/7/25

House now 45% RAB

OSDs

Count	Code	Description	RMV	Code Area	Exception
2	SAF	SA OSD - FAIR	35000	04580	0

Land **GRASS SEED FARM USE OK**

Site: 2 Code Area: 04580 Size: 1.00 Acres Use Code: 005 Zone: REST SAV Use: 011 Exception: 0
 Class: 2HD Value Source: Farm Homesite Description: TWO HILL DRY RMV: 5500 Exception: Y N
 Adjustment(s): GSOIL, WASTE Fire Patrol: SA004 Description: FIRE PATROL
 Comments: Liability year - 2009

24-25: Updated land classes

Site: 3 Code Area: 04580 Size: 95.35 Acres Use Code: 005 Zone: REST SAV Use: 011 Exception: 0
 Class: 2HD Value Source: Farm Use - EFU Description: TWO HILL DRY RMV: 524430 Exception: Y N
 Adjustment(s): GSOIL, WASTE Fire Patrol: SA004 Description: FIRE PATROL
 Comments: Liability year - 1974 / 04200188

Site: 5 Code Area: 04580 Size: 3.65 Acres Use Code: 005 Zone: REST SAV Use: 011 Exception: 0
 Class: WST Value Source: WASTE RURAL Description: Rural WASTELAND RMV: 550 Exception: Y N
 Adjustment(s): GSOIL, WASTE Fire Patrol: SA004 Description: FIRE PATROL
 Comments: Liability year - 1974 / 21-22: PER #103 CHG LAND SCH FOR WOODLOT / 17-18: CYCLE WORK #94 NO CHG

Improvements - Residence / Manufactured Structures

Bldg: 1 Code Area: 04580 Stat Class: 132 Year Blt: 1901 Eff Year Blt: 1901 Sq.Ft: 2358 % Complete: 30
 Desc: Multi Story above grade Dimensions: RMV: 33850
 Func Obsc: 100 Econ %: 100 Other %: 100 Exception: 0 Adjust: Adjust RMV: 0

45

Floors

Type	Class	Display Group	Floor Size	Beds	Baths	Yr Blt	Eff Yr Blt	Inventory	Exception
First Floor	3	Finished	1480	1	FB-1	1901	1901	BATH - 1, KIT, ROOF, HVAC	Y N
Attic	3	Finished	878	0	0	1901	1901	HVAC	Y N

AVE ROOF ONLY

Accessories

Description	Class	Size SqFt	Eff Yr Blt	RMV	Quantity
No accessory data available					

Bldg: 2 Code Area: 04580 Stat Class: 138 Year Blt: 1955 Eff Year Blt: 1955 Sq.Ft: 0 % Complete: 100
 Desc: Res other improvements Dimensions: RMV: 27070
 Func Obsc: 100 Econ %: 100 Other %: 100 Exception: 0 Adjust: Adjust RMV: 0

Floors

Type	Class	Display Group	Floor Size	Beds	Baths	Yr Blt	Eff Yr Blt	Inventory	Exception
Garage Detached	3	Unfinished	420	0	0	1955	1955	ROOF	Y N

Accessories

Description	Class	Size SqFt	Eff Yr Blt	RMV	Quantity
No accessory data available					

Improvements - Accessory Buildings

Bldg: 3 Code Area: 04580 Stat Class: 301 Year Blt: _____ Eff Year Blt: _____ Sq.Ft: 88 % Complete: 100
 Desc: Accessory Improvements & Misc. Dimensions: 11x8 RMV: 0
 Func Obsc: 100 Econ %: 100 Other %: 100 Exception: 0 Adjust: Adjust RMV: 0

Floors

Type	Class	Display Group	Floor Size	Beds	Baths	Yr Blt	Eff Yr Blt	Inventory
Pump House	0	Finished	88	0	0	0	0	Exception: Y N

Accessories

Description	Class	Size SqFt	Eff Yr Blt	RMV	Quantity
No accessory data available					

Bldg: 4	Code Area: 04580	Stat Class: 353	Year Blt: 1973	Eff Year Blt: 1973	Sq.Ft: 1764	% Complete: 100
Desc: Machine Shed (MS)			Dimensions: 42x42		RMV: 3070	
Func Obsc: 100	Econ %: 100	Other %: 100	Exception: 0	Adjust:	Adjust RMV: 0	

Floors

Type	Class	Display Group	Floor Size	Beds	Baths	Yr Blt	Eff Yr Blt	Inventory
Machine Shed	4	Finished	1764	0	0	1973	1973	Exception: Y N

Accessories

Description	Class	Size SqFt	Eff Yr Blt	RMV	Quantity
No accessory data available					

Bldg: 5	Code Area: 04580	Stat Class: 341	Year Blt: 1974	Eff Year Blt: 1974	Sq.Ft: 288	% Complete: 100
Desc: Multi Purpose Shed (MP)			Dimensions: 24x12		RMV: 1210	
Func Obsc: 100	Econ %: 100	Other %: 100	Exception: 0	Adjust:	Adjust RMV: 0	

Floors

Type	Class	Display Group	Floor Size	Beds	Baths	Yr Blt	Eff Yr Blt	Inventory
Multi-Purpose Bldg	5	Finished	288	0	0	1974	1974	Exception: Y N

Accessories

Description	Class	Size SqFt	Eff Yr Blt	RMV	Quantity
No accessory data available					

Bldg: 6	Code Area: 04580	Stat Class: 351	Year Blt: 1963	Eff Year Blt: 1963	Sq.Ft: 704	% Complete: 100
Desc: General Purpose Building (GB)			Dimensions: 44x16		RMV: 2860	
Func Obsc: 100	Econ %: 100	Other %: 100	Exception: 0	Adjust:	Adjust RMV: 0	

Floors

Type	Class	Display Group	Floor Size	Beds	Baths	Yr Blt	Eff Yr Blt	Inventory
General Purpose Bldg	5	Finished	704	0	0	1963	1963	Exception: Y N

Accessories

Description	Class	Size SqFt	Eff Yr Blt	RMV	Quantity
No accessory data available					

Bldg: 7	Code Area: 04580	Stat Class: 341	Year Blt: 1974	Eff Year Blt: 1974	Sq.Ft: 192	% Complete: 100
Desc: Multi Purpose Shed (MP)			Dimensions: 16x12		RMV: 750	
Func Obsc: 100	Econ %: 100	Other %: 100	Exception: 0	Adjust:	Adjust RMV: 0	

Floors

Type	Class	Display Group	Floor Size	Beds	Baths	Yr Blt	Eff Yr Blt	Inventory
Multi-Purpose Bldg	4	Finished	192	0	0	1974	1974	Exception: Y N

Accessories

Description	Class	Size SqFt	Eff Yr Blt	RMV	Quantity
No accessory data available					

Bldg: 8	Code Area: 04580	Stat Class: 312	Year Blt: 1978	Eff Year Blt: 1978	Sq.Ft: 2184	% Complete: 100
Desc: Loft Barn (LB)			Dimensions: 52x42		RMV: 6220	
Func Obsc: 50	Econ %: 100	Other %: 100	Exception: 0	Adjust:	Adjust RMV: 0	

Floors

Type	Class	Display Group	Floor Size	Beds	Baths	Yr Blt	Eff Yr Blt	Inventory
Loft Barn	5	Finished	2184	0	0	1978	1978	Exception: Y N

Accessories

Description	Class	Size SqFt	Eff Yr Blt	RMV	Quantity
No accessory data available					

Bldg: 9	Code Area: 04580	Stat Class: 353	Year Blt: 1993	Eff Year Blt: 1993	Sq.Ft: 2560	% Complete: 100
Desc: Machine Shed (MS)			Dimensions: 64x40		RMV: 14380	
Func Obsc: 100	Econ %: 100	Other %: 100	Exception: 0	Adjust:	Adjust RMV: 0	

Floors

Type	Class	Display Group	Floor Size	Beds	Baths	Yr Blt	Eff Yr Blt	Inventory	
Machine Shed	5	Finished	2560	0	0	1993	1993	FAIR	Exception: Y N

Accessories

Description	Class	Size SqFt	Eff Yr Blt	RMV	Quantity
No accessory data available					

Bldg: 10	Code Area: 04580	Stat Class: 341	Year Blt: 1974	Eff Year Blt: 1974	Sq.Ft: 288	% Complete: 100
Desc: Multi Purpose Shed (MP)			Dimensions: 18x16			RMV: 1440
Func Obsc: 100	Econ %: 100	Other %: 100	Exception: 0	Adjust:	Adjust RMV: 0	

Floors

Type	Class	Display Group	Floor Size	Beds	Baths	Yr Blt	Eff Yr Blt	Inventory	
Multi-Purpose Bldg	5	Finished	288	0	0	1974	1974	FAIR	Exception: Y N

Accessories

Description	Class	Size SqFt	Eff Yr Blt	RMV	Quantity
No accessory data available					

Bldg: 11	Code Area: 04580	Stat Class: 354	Year Blt: 1974	Eff Year Blt: 1974	Sq.Ft: 120	% Complete: 100
Desc: Lean-to Light (LTL)			Dimensions:			RMV: 100
Func Obsc: 100	Econ %: 100	Other %: 100	Exception: 0	Adjust:	Adjust RMV: 0	

Floors

Type	Class	Display Group	Floor Size	Beds	Baths	Yr Blt	Eff Yr Blt	Inventory	
Lean-to Light Duty	5	Finished	120	0	0	1974	1974		Exception: Y N

Accessories

Description	Class	Size SqFt	Eff Yr Blt	RMV	Quantity
No accessory data available					

Bldg: 12	Code Area: 04580	Stat Class: 355	Year Blt: 1973	Eff Year Blt: 1973	Sq.Ft: 840	% Complete: 100
Desc: Lean-to Heavy (LTH)			Dimensions:			RMV: 1360
Func Obsc: 100	Econ %: 100	Other %: 100	Exception: 0	Adjust:	Adjust RMV: 0	

Floors

Type	Class	Display Group	Floor Size	Beds	Baths	Yr Blt	Eff Yr Blt	Inventory	
Lean-to Heavy Duty	5	Finished	840	0	0	1973	1973	FAIR	Exception: Y N

Accessories

Description	Class	Size SqFt	Eff Yr Blt	RMV	Quantity
No accessory data available					

Complete Gut TO STUDS
 ALL NEW

Percent Complete Form

Account # 520198

Additions

New Homes

Additions		New Homes				
% Item	% Sum		No Basement		Basement	
			% Item	% Sum	% Item	% Sum
3%	0%	Plans/Survey	3%	0%	3%	0%
2%		Excavation	2%		4%	
3%		Foundation	3%		10%	
35%	45%	Framing	14%	20%	16%	35%
8%	50%	Trusses	7%	30%	7%	40%
7%	60%	Roofing	7%	35%	7%	45%
7%	65%	Windows/Ext Doors	7%	45%	6%	55%
5%	70%	Siding	5%	50%	5%	60%
4%	75%	Plumbing Rough-In	4%		3%	
3%		Electrical Rough-In	3%	55%	2%	65%
2%	Heating Rough-In	2%	1%			
	80%	Heating Unit	1%	60%	1%	
3%		Insulation	3%		2%	
5%	85%	Drywall (Finished)	5%	65%	4%	70%
2%	90%	Paint Interior	2%	70%	2%	75%
2%		Paint Exterior	2%		2%	
	95%	Cabinets	6%	75%	5%	80%
2%		Electrical Fixtures	3%	80%	2%	
2%		Plumbing Fixtures	4%	85%	3%	
3%	100%	Floor Coverings & Countertops	7%	90%	6%	90%
2%		Interior Trim Carpentry	7%	95%	6%	95%
		Porch/Entry/Stoop	2%	100%	2%	100%
		Finish Grade	1%		1%	

APPR _____ Date 12-17-24 YR For 25-26 % COMP 45

APPR _____ Date _____ YR For _____ % COMP _____

APPR _____ Date _____ YR For _____ % COMP _____

APPR _____ Date _____ YR For _____ % COMP _____

Percent Complete Form

Account # _____

Gut & Remodels

Interior Trim Carpentry	7%	90%
Floor Coverings & Countertops	7%	85%
Plumbing Fixtures	4%	80%
Electrical Fixtures	3%	80%
Cabinets	6%	75%
Drywall (Finished)	5%	70%
Insulation	3%	65%

APPR _____ Date _____ YR For _____ % COMP _____

APPR _____ Date _____ YR For _____ % COMP _____

APPR _____ Date _____ YR For _____ % COMP _____

APPR _____ Date _____ YR For _____ % COMP _____

Outbuilding Type: _____

	% Item	% Sum
Excavation/Foundation	10%	40%
Floor - Concrete/Wood	30%	
Walls - Framing	10%	65%
Walls - Covering/Siding	15%	
Roof - Framing/Trusses	15%	
Roof - Sheathing	5%	95%
Roof - Cover	10%	
Doors & Windows	5%	100%

APPR _____ Date _____ YR For _____ % COMP _____

APPR _____ Date _____ YR For _____ % COMP _____

APPR _____ Date _____ YR For _____ % COMP _____

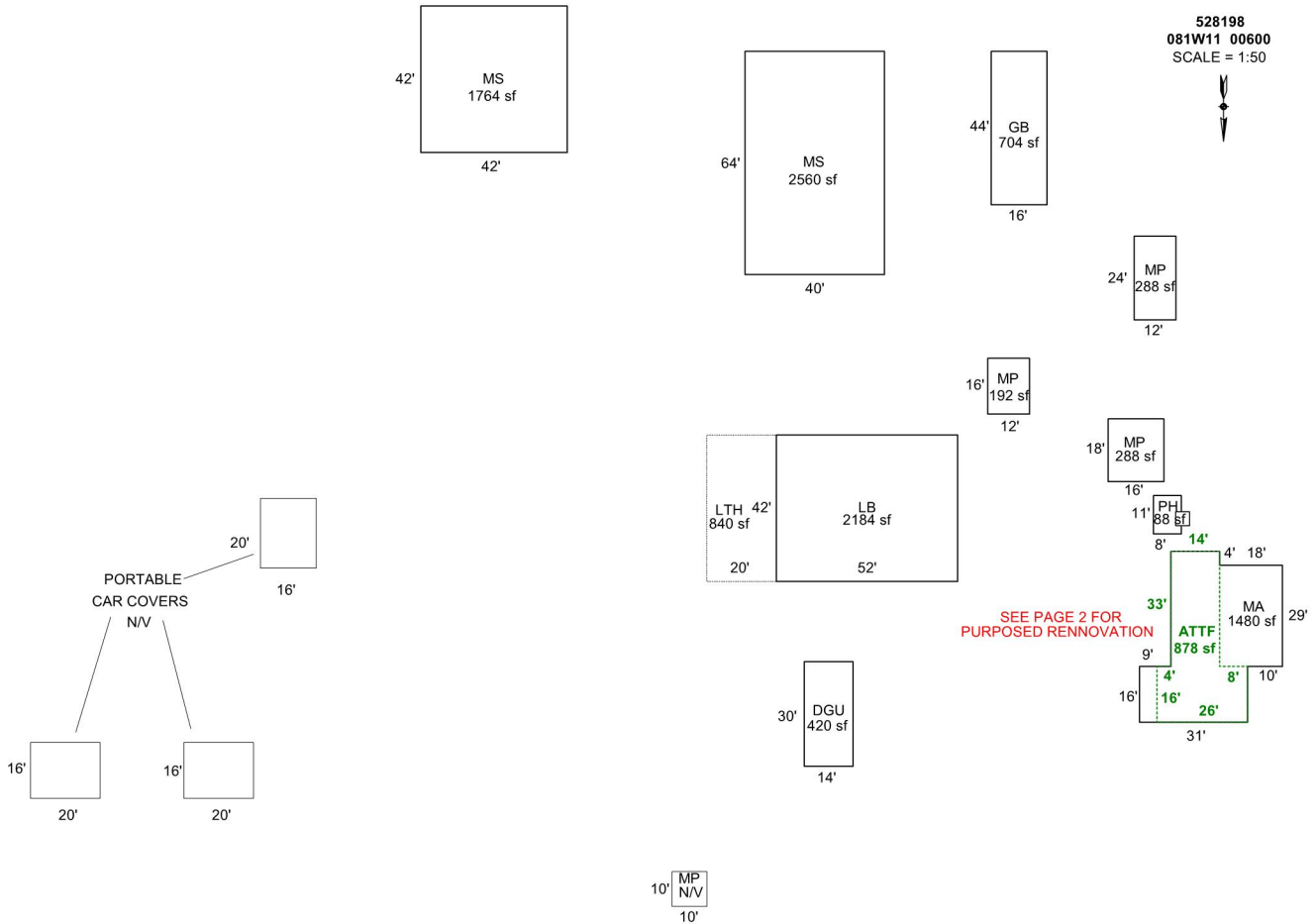
APPR _____ Date _____ YR For _____ % COMP _____

SKETCH/AREA TABLE ADDENDUM

SUBJECT INFO

File No.: 528198 Parcel No.: 081W11 00600
 Property Address: 13836 WALDO HILLS DR SE
 City: SUBLIMITY County: MARION State: OR ZipCode: 97385
 Owner:
 Client:
 Client Address:
 Appraiser Name: Inspection Date:

SKETCH



Sketch by Apex Sketch

AREA CALCULATIONS SUMMARY

Code	Description	Factor	Net Size	Perimeter	Net Totals
GBA1	PH	1.0	88.0	38.0	
	MP	1.0	288.0	68.0	
	MP	1.0	288.0	72.0	
	MP	1.0	192.0	56.0	
	GB	1.0	704.0	120.0	
	MS	1.0	2560.0	208.0	
	LB	1.0	2184.0	188.0	
	LTH	1.0	840.0	124.0	
	MS	1.0	1764.0	168.0	8908.0
GLA1	MA	1.0	1480.0	180.0	1480.0
GLA2	ATTF	1.0	878.0	150.0	878.0
GAR	DGU	1.0	420.0	88.0	420.0
	Net LIVABLE	cnt	2 (rounded)		2,358
	Net BUILDING	cnt	9 (rounded)		8,908

COMMENT TABLE 1

DRAWN BY JRONDEMA 6/2/17
 UPDATED BY CJURAN 02/21/2023 555-22-011150

COMMENT TABLE 2

COMMENT TABLE 3

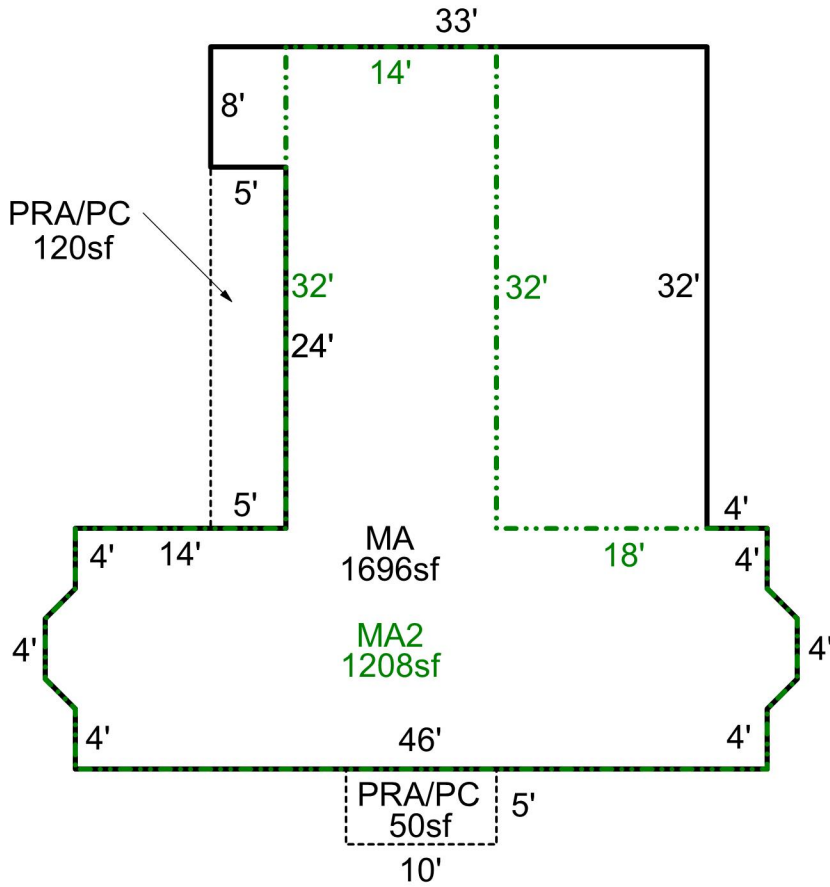
SKETCH/AREA TABLE ADDENDUM

SUBJECT INFO

File No.: 528198 Parcel No.: 081W11 00600
 Property Address: 13836 WALDO HILLS DR SE
 City: SUBLIMITY County: MARION State: OR ZipCode: 97385
 Owner:
 Client Address:
 Appraiser Name: Inspection Date:

SKETCH

528198
081W11 00600
 SCALE = 1:20



Sketch by Apex Sketch

AREA CALCULATIONS SUMMARY

Code	Description	Factor	Net Size	Perimeter	Net Totals
GLA1	MA	1.0	1696.0	201.3	1696.0
GLA2	MA2	1.0	1208.0	191.3	1208.0
P/P	PRA/PC	1.0	120.0	58.0	
	PRA/PC	1.0	50.0	30.0	170.0

COMMENT TABLE 1

DRAWN BY JRONDEMA 6/2/17
 UPDATED BY CJURAN 02/21/2023 555-22-011150

COMMENT TABLE 2

COMMENT TABLE 3

Net LIVABLE cnt 2 (rounded) 2,904

Done 12/17/24
 TAGS L2



12/17/24



12/17/24