

Acct ID: 538809 MTL: 071E19D000800 Date: 12/16/25 Appr: MLH Prop Class: 661 RMV Prop Class: 451
 Situs: 16355 MAPLE HOLLOW LN NE SILVERTON OR 97381 MaSaNh: 03 06 000 Unit: 39647 Year: 2024
 Last Date Appraised: 08/21/2015 Appraiser: MATTHEW HAMILTON Retag: Y N Tag info: 2025 - NEW CONSTRUCTION (Outbuilding)

Owner: OCCUPANT Roll Type: R
 Cycle Tag Sales Verification Other: _____ Inspection level: 1 2 3 4 LCB TTO INSP AV: 150423
 RMV Land: 483100 RMV Imp: 329610 RMV Total: 812710 MAV: 126300 MSAV: 24123 SAV: 43615

Comment: NEW MS @ 100% owner provided photo
update inventory close tag Input MLH 2/24/25

Notations

RP/MS	Code	Description
RP	STF	SMALL TRACT FORESTLAND

Forest OK, farm check for trees that are to be planted

OSDs

Count	Code	Description	RMV	Code Area	Exception
2	SAA	SA OSD - AVERAGE	45000	04500	0

Land Chris 3/3/25

Site: 1 Code Area: 04500 Size: 1.00 Acres Use Code: 005 Zone: REST SAV Use: 011 Exception: 0
 Class: 6B Value Source: Forest Homesite Description: SIX BENCH RMV: 29180 Exception: Y N
 Adjustment(s): FSOIL Fire Patrol: SA004 Description: FIRE PATROL
 Comments: Liability year - 2024
 05-06: RECALC SETUP; APPR 17, 05/21/04.

Site: 2 Code Area: 04500 Size: 10.50 Acres Use Code: 005 Zone: REST SAV Use: 011 Exception: 0
 Class: FTLD Value Source: Small Tract Forest land Description: DFL Class D RMV: 322540 Exception: Y N
 Adjustment(s): FSOIL Fire Patrol: SA004 Description: FIRE PATROL
 Comments: Liability year - 2024
 15-16: CYCLE WORK PER #94 NO CHG// 05-06: RECALC SETUP; APPR 17, 05/21/04.

Site: 3 Code Area: 04500 Size: 1.40 Acres Use Code: 005 Zone: REST SAV Use: Exception: 0
 Class: 6B Value Source: Rural Restrictive Description: SIX BENCH RMV: 40860 Exception: Y N
 Adjustment(s): FSOIL Fire Patrol: SA004 Description: FIRE PATROL
 Comments: 15-16: CYCLE WORK PER #94 NO CHG// 05-06: RECALC SETUP; APPR 17, 05/21/04.

Site: 4 Code Area: 04500 Size: 1.56 Acres Use Code: 005 Zone: REST SAV Use: Exception: 0
 Class: 6B Value Source: Rural Restrictive Description: SIX BENCH RMV: 45520 Exception: Y N
 Adjustment(s): FSOIL Fire Patrol: SA004 Description: FIRE PATROL
 Comments: 15-16: CYCLE WORK PER #94 NO CHG// 05-06: RECALC SETUP; APPR 17, 05/21/04.

Improvements - Residence / Manufactured Structures

Bldg: 1 Code Area: 04500 Stat Class: 132 + Year Blt: 1976 Eff Year Blt: 1985 Sq.Ft: 2396 % Complete: 100
 Desc: Multi Story above grade Dimensions: RMV: 316010
 Func Obsc: 100 Econ %: 100 Other %: 100 Exception: 0 Adjust: Adjust RMV: 0

Floors

Type	Class	Display Group	Floor Size	Beds	Baths	Yr Blt	Eff Yr Blt	Inventory	Exception
First Floor	3 +	Finished	1692	2	FB-1/ HB-1	1976	1985	BATH - 1, BTH - 1, KIT, ROOF, HVAC+, FP - 1	Exception: Y N
Second Floor	3 +	Finished	408	1	FB-1	2010	1985	BATH - 1, HVAC+	Exception: Y N
Attic	3 +	Finished	296	0	0	1976	1985	HVAC+	Exception: Y N

owner confirms inventory N/C

Accessories

Description	Class	Size SqFt	Eff Yr Blt	RMV	Quantity	Exception
YARD IMPROVEMENTS AVERAGE	4	1	1985	22599	1	Exception: Y N

Improvements - Accessory Buildings

Bldg: 2 Code Area: 04500 Stat Class: 341 Year Blt: 1997 Eff Year Blt: 1992 Sq.Ft: 450 % Complete: 100
 Desc: Multi Purpose Shed (MP) Dimensions: 30x15 RMV: 3900
 Func Obsc: 100 Econ %: 100 Other %: 100 Exception: 0 Adjust: Adjust RMV: 0

Floors

Type	Class	Display Group	Floor Size	Beds	Baths	Yr Blt	Eff Yr Blt	Inventory	Exception
Multi-Purpose Bldg	5	Finished	450	0	0	1997	1992	FAIR	Exception: Y N

Accessories

Description **Class** **Size SqFt** **Eff Yr Blt** **RMV** **Quantity**

No accessory data available

Bldg: 3 Code Area: 04500 Stat Class: 351 Year Blt: 1991 Eff Year Blt: 1996 Sq.Ft: 576 % Complete: 100
 Desc: General Purpose Building (GB) Dimensions: 24x24 RMV: 5380
 Func Obsc: 100 Econ %: 100 Other %: 100 Exception: 0 Adjust: Adjust RMV: 0

I/O

Floors

Type	Class	Display Group	Floor Size	Beds	Baths	Yr Blt	Eff Yr Blt	Inventory
General Purpose Bldg	5	Finished	576	0	0	1991	1996	Fail

Accessories

Description **Class** **Size SqFt** **Eff Yr Blt** **RMV** **Quantity**

No accessory data available

Bldg: 4 Code Area: 04500 Stat Class: 341 Year Blt: Eff Year Blt: Sq.Ft: 96 % Complete: 100
 Desc: Multi Purpose Shed (MP) Dimensions: 12x8 RMV: 0
 Func Obsc: 100 Econ %: 100 Other %: 100 Exception: 0 Adjust: Adjust RMV: 0

n/c

Floors

Type	Class	Display Group	Floor Size	Beds	Baths	Yr Blt	Eff Yr Blt	Inventory
Multi-Purpose Bldg	4	Finished	96	0	0	0	0	Exception: Y N

Accessories

Description **Class** **Size SqFt** **Eff Yr Blt** **RMV** **Quantity**

No accessory data available

Bldg: 5 Code Area: 04500 Stat Class: 354 Year Blt: Eff Year Blt: Sq.Ft: 128 % Complete: 100
 Desc: Lean-to Light (LTL) Dimensions: 16x8 RMV: 520
 Func Obsc: 100 Econ %: 100 Other %: 100 Exception: 0 Adjust: Adjust RMV: 0

Condensing Evaporator I/O

Floors

Type	Class	Display Group	Floor Size	Beds	Baths	Yr Blt	Eff Yr Blt	Inventory
Lean-to Light Duty	4	Finished	128	0	0	0	0	Exception: Y N

Accessories

Description **Class** **Size SqFt** **Eff Yr Blt** **RMV** **Quantity**

No accessory data available

Bldg: 6 Code Area: 04500 Stat Class: 341 Year Blt: 2014 Eff Year Blt: 2014 Sq.Ft: 168 % Complete: 100
 Desc: Multi Purpose Shed (MP) Dimensions: 14x12 RMV: 2700
 Func Obsc: 100 Econ %: 100 Other %: 100 Exception: 0 Adjust: Adjust RMV: 0

I/O

Floors

Type	Class	Display Group	Floor Size	Beds	Baths	Yr Blt	Eff Yr Blt	Inventory
Multi-Purpose Bldg	4	Finished	168	0	0	2014	2014	Fail

Accessories

Description **Class** **Size SqFt** **Eff Yr Blt** **RMV** **Quantity**

No accessory data available

Bldg: 7 Code Area: 04500 Stat Class: 354 Year Blt: Eff Year Blt: 1992 Sq.Ft: 240 % Complete: 100
 Desc: Lean-to Light (LTL) Dimensions: 8x30 RMV: 970
 Func Obsc: 100 Econ %: 100 Other %: 100 Exception: 0 Adjust: Adjust RMV: 0

I/O

Floors

Type	Class	Display Group	Floor Size	Beds	Baths	Yr Blt	Eff Yr Blt	Inventory
Lean-to Light Duty	4	Finished	240	0	0	0	0	Exception: Y N

Accessories

Description **Class** **Size SqFt** **Eff Yr Blt** **RMV** **Quantity**

No accessory data available

Bldg: 8 Code Area: 04500 Stat Class: 354 Year Blt: Eff Year Blt: Sq.Ft: 32 % Complete: 100
 Desc: Lean-to Light (LTL) Dimensions: RMV: 130
 Func Obsc: 100 Econ %: 100 Other %: 100 Exception: 0 Adjust: Adjust RMV: 0

n/c

Floors

Type	Class	Display Group	Floor Size	Beds	Baths	Yr Blt	Eff Yr Blt	Inventory
Lean-to Light Duty	4	Finished	32	0	0	0	0	Exception: Y N

Accessories

Description **Class** **Size SqFt** **Eff Yr Blt** **RMV** **Quantity**

No accessory data available

Bldg: 9 Code Area: 04500 Stat Class: 341 Year Blt: Eff Year Blt: Sq.Ft: 20 % Complete: 100
 Desc: Multi Purpose Shed (MP) Dimensions: RMV: 0
 Func Obsc: 100 Econ %: 100 Other %: 100 Exception: 0 Adjust: Adjust RMV: 0

n/v

Floors

Type	Class	Display Group	Floor Size	Beds	Baths	Yr Blt	Eff Yr Blt	Inventory
Multi-Purpose Bldg	4	Finished	20	0	0	0	0	Exception: Y N

Accessories

Description	Class	Size SqFt	Eff Yr Blt	RMV	Quantity
No accessory data available					

353 MS 5 2022 24x36 Fair NEW

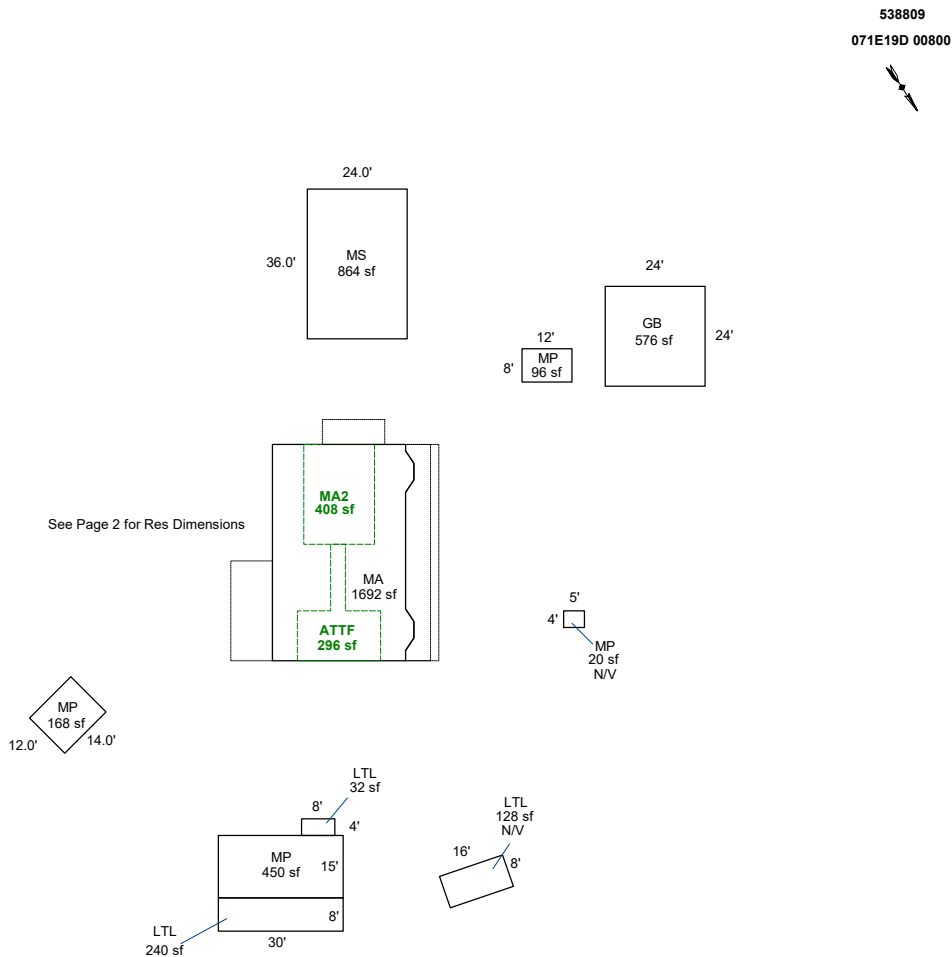


SKETCH/AREA TABLE ADDENDUM

SUBJECT INFO

File No.: 538809 Parcel No.: 071E19D 00800
 Property Address: 16355 MAPLE HOLLOW LN NE
 City: SILVERTON County: State: OR ZipCode: 97381
 Owner:
 Client Address:
 Appraiser Name: Inspection Date:

SKETCH



Sketch by ApexSketch


AREA CALCULATIONS SUMMARY						COMMENT TABLE 1		
Code	Description	Factor	Net Size	Perimeter	Net Totals			
GBA1	MP	1.0	450.0	90.0		APEX BY CE 8/16/11 UPDATED BY CLOBERG 02/12/25		
	LTL	1.0	128.0	48.0				
	LTL	1.0	240.0	76.0				
	GB	1.0	576.0	96.0				
	MP	1.0	96.0	40.0				
	LTL	1.0	32.0	24.0				
	MP	1.0	20.0	18.0				
	MP	1.0	168.0	52.0				
	MS	1.0	864.0	120.0	2574.0			
GLA1	MA	1.0	1692.0	170.4	1692.0	COMMENT TABLE 2	COMMENT TABLE 3	
GLA2	MA2	1.0	408.0	82.0		MLH 12/16/24	TAGS L4	
	ATTF	1.0	296.0	96.0	704.0			
P/P	PR	1.0	388.0	122.4				
	PC	1.0	284.0	118.4				
	PR/DW	1.0	240.0	68.0				
	DW	1.0	90.0	42.0	1002.0			
		Net LIVABLE	cnt	0 (rounded)		2,396		
		Net BUILDING	cnt	9 (rounded)		2,574		

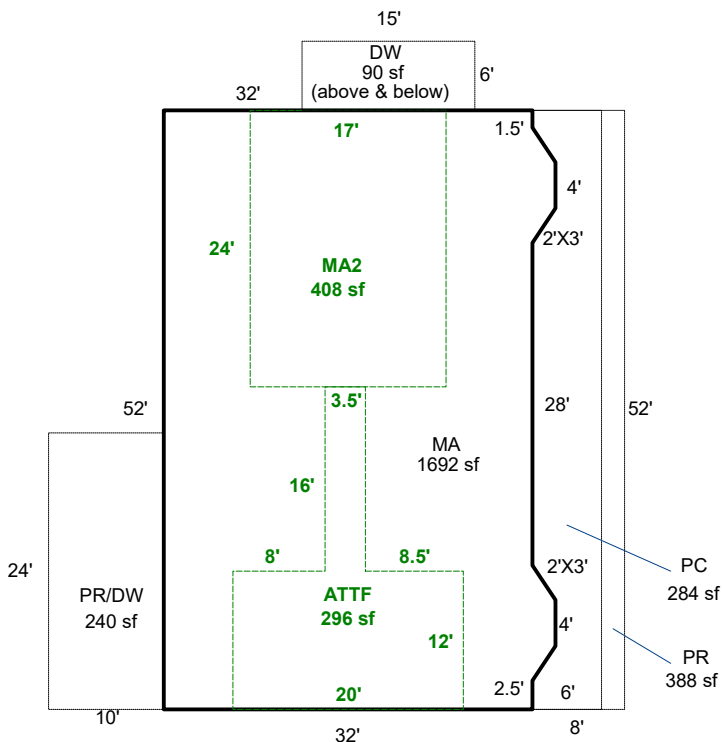
SKETCH/AREA TABLE ADDENDUM

SUBJECT INFO

File No.: 538809 Parcel No.: 071E19D 00800
 Property Address: 16355 MAPLE HOLLOW LN NE
 City: SILVERTON County: State: OR ZipCode: 97381
 Owner:
 Client Address:
 Appraiser Name: Inspection Date:

SKETCH

538809
 071E19D 00800

 See Page 1 for All Bldgs



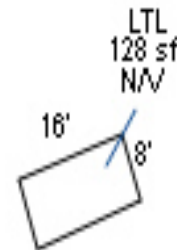
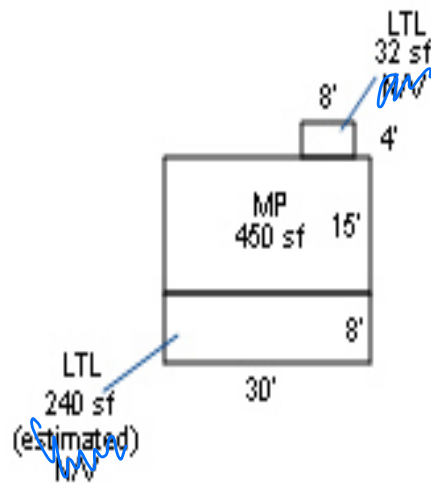
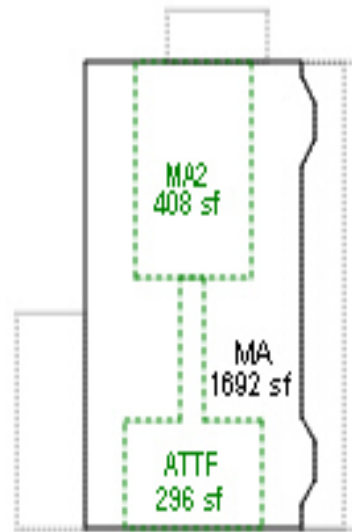
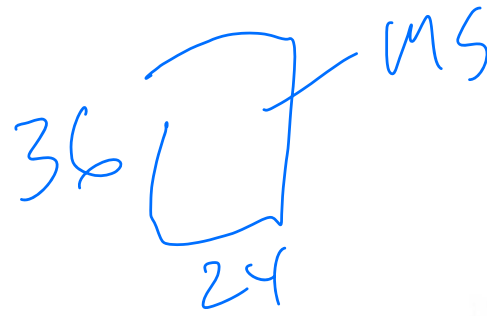
Sketch by ApexSketch

AREA CALCULATIONS SUMMARY						COMMENT TABLE 1	
Code	Description	Factor	Net Size	Perimeter	Net Totals		
GLA1	MA	1.0	1692.0	170.4	1692.0	APEX BY CE 8/16/11 UPDATED BY CLOBERG 02/12/25	
GLA2	MA2	1.0	408.0	82.0			
	ATTF	1.0	296.0	96.0	704.0		
P/P	PR	1.0	388.0	122.4			
	PC	1.0	284.0	118.4			
	PR/DW	1.0	240.0	68.0			
	DW	1.0	90.0	42.0	1002.0		
	Net LIVABLE	cnt	0 (rounded)		2,396		
						COMMENT TABLE 2	COMMENT TABLE 3
						MLH 12/16/24	TAGS L4

R38809
071E19D 00800



See Page 2 for Res Dimensions



12/16/24 MLH TAGS L4

R38809

071E19D 00800



See Page 1 for All Bldgs

