

Acct ID: 536693 MTL: 093W35B000200 Date: **9/10/24** Appr: **MDL** Prop Class: 559 RMV Prop Class: 559
 Situs: 14309 WHITE LN SE JEFFERSON OR 97352 MaSaNh: 07 06 000 Unit: 56920 Year: ~~2024~~ **2025**
 Last Date Appraised: 09/25/2018 Appraiser: MATT LORD Retag: Y **N** Tag info: _____
 Owner: JENSEN, DUANE E Roll Type: R
 Cycle Tag Sales Verification Other: _____ Inspection level: 1 2 **3** 4 LCB TTO INSP AV: 80664
 RMV Land: 249940 RMV Imp: 73920 RMV Total: 323860 MAV: 68140 MSAV: 12524 SAV: 115701
 Comment: _____

Notations 25-26 cycle

RP/MS	Code	Description
MS	ZONED	FARM EFU ZONED
MS	ZONED	FARM EFU ZONED

OSDs

Count	Code	Description	RMV	Code Area	Exception
1	SAF	SA OSD - FAIR ✓	35000	14530	0

Land

Site: 2	Code Area: 14530	Size: 1.00 Acres	Use Code: 005	Zone: REST	SAV Use: 011	Exception: 0
Class: H3B7SS	Value Source: Farm Homesite	Description:			RMV: 99970	Exception: Y N
Adjustment(s):	GSOIL, IRR	Fire Patrol:		Description:		
Comments:	Liability year - 2009					
Site: 3	Code Area: 14530	Size: 1.00 Acres	Use Code: 005	Zone: REST	SAV Use: 011	Exception: 0
Class: 2BISS	Value Source: Farm Use - EFU	Description: TWO BENCH IRR SOUTH SPECIAL			RMV: 114970	Exception: Y N
Adjustment(s):	GSOIL, IRR	Fire Patrol:		Description:		
Comments:	Liability year - 1980					

Improvements - Residence / Manufactured Structures

Bldg: 3	Code Area: 14530	Stat Class: 138	Year Blt: 2001	Eff Year Blt: 1908	Sq.Ft: 0	% Complete: 100
Desc: Res other improvements					Dimensions: RMV: 7230	
Func Obsc: 100	Econ %: 100	Other %: 100	Exception: 0	Adjust:	Adjust RMV: 0	

Floors

Type	Class	Display Group	Floor Size	Beds	Baths	Yr Blt	Eff Yr Blt	Inventory	Exception
Carport Detached	3	Unfinished	360	0	0	2001	1908	Roof N/V	Y N

Accessories

Description	Class	Size SqFt	Eff Yr Blt	RMV	Quantity
No accessory data available					

Bldg: 4 Code Area: 14530 Stat Class: 107 Year Blt: _____ Eff Year Blt: _____ Sq.Ft: 0 % Complete: 100
 Desc: Yard Improvements ✓ Dimensions: RMV: 5250
 Func Obsc: 100 Econ %: 100 Other %: 100 Exception: 0 Adjust: Adjust RMV: 0

Floors

Type	Class	Display Group	Floor Size	Beds	Baths	Yr Blt	Eff Yr Blt	Inventory	Exception
No floor data available									

Accessories

Description	Class	Size SqFt	Eff Yr Blt	RMV	Quantity
YARD IMPROVEMENTS FAIR	3	0	0	5250	1

Bldg: 5 Code Area: 14530 Stat Class: 467 Year Blt: 1995 Eff Year Blt: 1995 Sq.Ft: 1512 % Complete: 100
 Desc: MANUF STRUCT, CLASS 6, 26' THROUGH 28' WIDE DOUBLE ✓ Dimensions: RMV: 54940
 Func Obsc: 100 Econ %: 100 Other %: 100 Exception: 0 Adjust: Adjust RMV: 0

Floors

Type	Class	Display Group	Floor Size	Beds	Baths	Yr Blt	Eff Yr Blt	Inventory	Exception
First Floor	6	Finished	1512	2	FB-2	1995	1995	KIT-, HVAC+, SKRT+, ROOF, BATH - 2	Y N

Accessories

Description	Class	Size SqFt	Eff Yr Blt	RMV	Quantity
No accessory data available					

Improvements - Accessory Buildings

Bldg: 1 Code Area: 14530 Stat Class: 351 Year Blt: 1965 Eff Year Blt: 1965 Sq.Ft: 952 % Complete: 100
 Desc: General Purpose Building (GB) Dimensions: 34x28 RMV: 3870
 Func Obsc: 100 Econ %: 100 Other %: 100 Exception: 0 Adjust: Adjust RMV: 0

Floors

Type	Class	Display Group	Floor Size	Beds	Baths	Yr Blt	Eff Yr Blt	Inventory	Exception: Y N
General Purpose Bldg	5	Finished	952	0	0	1965	1965	FAIR	

Accessories

Description	Class	Size SqFt	Eff Yr Blt	RMV	Quantity
No accessory data available					

Bldg: 2 Code Area: 14530 Stat Class: 353 Year Blt: 1940 Eff Year Blt: 1964 Sq.Ft: 1440 % Complete: 100
 Desc: Machine Shed (MS) Dimensions: 24x60 RMV: 2630
 Func Obsc: 100 Econ %: 100 Other %: 100 Exception: 0 Adjust: Adjust RMV: 0

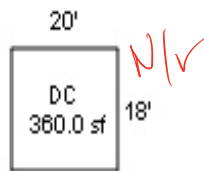
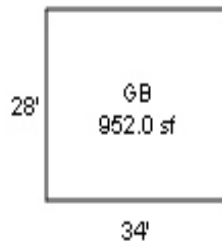

Floors

Type	Class	Display Group	Floor Size	Beds	Baths	Yr Blt	Eff Yr Blt	Inventory	Exception: Y N
Machine Shed	4	Finished	1440	0	0	1940	1964	FAIR	

Accessories

Description	Class	Size SqFt	Eff Yr Blt	RMV	Quantity
No accessory data available					

R36693
093W35B 00200



9-25-18

R36693 MS 60x24



9-25-18

R36693 MS 60x24

