

Acct ID: 533876 MTL: 091W02A001300 Date: 3-31-25 Appr: Luise Prop Class: 551 RMV Prop Class: 551
 Situs: 9188 BOEDIGHEIMER RD SE STAYTON OR 97383 MaSaNh: 01 06 000 Unit: 76794 Year: 2025
 Last Date Appraised: 08/15/2012 Appraiser: CLINT LUKE Retag: Y Tag info:
 Owner: REISER LT Roll Type: R
 Cycle Tag Sales Verification Other: Inspection level: 1 2 3 4 LCB TTO INSP AV: 270556
 RMV Land: 76240 RMV Imp: 450030 RMV Total: 526270 MAV: 261760 MSAV: 8796 SAV: 22357
 Comment:

Handwritten notes:
 IMPR 4-7-25
 Luise

Notations

RP/MS	Code	Description
RP	ZONED	FARM EFU ZONED

OSDs

Count	Code	Description	RMV	Code Area	Exception
1	SAA	SA OSD - AVERAGE	50000	29580	0

Handwritten note: SHED - FARMED W/ 1301 + 1400

Site	Code Area	Size	Use Code	Zone	SAV Use	Exception
Site: 2	Code Area: 29580	Size: 1.00 Acres	Use Code: 005	Zone: REST	SAV Use: 011	Exception: 0
Class: Value Source: Farm Homesite		Description:		RMV: 16660	Exception: Y N	
Adjustment(s): GSOIL, IRR		Fire Patrol:		Description:		
Comments: Liability year - 2009 / 2002-03 REAPPRAISAL; 2003-04 MODIFIED LAND TABLE KKB65 10/02						
Site: 3	Code Area: 29580	Size: 0.50 Acres	Use Code: 005	Zone: REST	SAV Use: 011	Exception: 0
Class: 2HI Value Source: Farm Use - EFU		Description: TWO HILL IRR		RMV: 9580	Exception: Y N	
Adjustment(s): GSOIL, IRR		Fire Patrol:		Description:		
Comments: Liability year - 1980 / 2002-03 REAPPRAISAL; 2003-04 MODIFIED LAND TABLE KKB65 10/02						

Improvements - Residence / Manufactured Structures

Bldg	Code Area	Stat Class	Year Blt	Eff Year Blt	Sq.Ft	% Complete
Bldg: 1	Code Area: 29580	Stat Class: 143	Year Blt: 1986	Eff Year Blt: 1986	Sq.Ft: 2940	% Complete: 100
Desc: One Story with basement			Dimensions:		RMV: 439340	
Func Obsc: 100		Econ %: 100	Other %: 100	Exception: 0	Adjust:	Adjust RMV: 0

Floors

Type	Class	Display Group	Floor Size	Beds	Baths	Yr Blt	Eff Yr Blt	Inventory	Exception
First Floor	4	Finished	1506	2	FB-2	1986	1986	ROOF, FP - 1, KIT, BATH - 2, HVAC	Exception: Y N
Basement	4	Finished	1434	2	FB-1/ HB-1	1986	1986	HVAC, BTH - 1	Exception: Y N
Garage Attached	4	Finished	506	0	0	1986	1986	ROOF	Exception: Y N

Accessories

Description	Class	Size SqFt	Eff Yr Blt	RMV	Quantity	Exception
YARD IMPROVEMENTS AVERAGE	4	1	1986	26001	1	Exception: Y N

Improvements - Accessory Buildings

Bldg	Code Area	Stat Class	Year Blt	Eff Year Blt	Sq.Ft	% Complete
Bldg: 2	Code Area: 29580	Stat Class: 312	Year Blt: 1973	Eff Year Blt: 1973	Sq.Ft: 1440	% Complete: 100
Desc: Loft Barn (LB)			Dimensions: 40x36		RMV: 3890	
Func Obsc: 50		Econ %: 100	Other %: 100	Exception: 0	Adjust:	Adjust RMV: 0

Floors

Type	Class	Display Group	Floor Size	Beds	Baths	Yr Blt	Eff Yr Blt	Inventory	Exception
Loft Barn	4	Finished	1440	0	0	1973	1973	FAIR	Exception: Y N

Accessories

Description	Class	Size SqFt	Eff Yr Blt	RMV	Quantity	Exception
No accessory data available						

Bldg	Code Area	Stat Class	Year Blt	Eff Year Blt	Sq.Ft	% Complete
Bldg: 3	Code Area: 29580	Stat Class: 341	Year Blt: 1971	Eff Year Blt: 1971	Sq.Ft: 252	% Complete: 100
Desc: Multi Purpose Shed (MP)			Dimensions: 18x14		RMV: 1260	
Func Obsc: 100		Econ %: 100	Other %: 100	Exception: 0	Adjust:	Adjust RMV: 0

Floors

Type	Class	Display Group	Floor Size	Beds	Baths	Yr Blt	Eff Yr Blt	Inventory	Exception
Multi-Purpose Bldg	5	Finished	252	0	0	1971	1971	FAIR	Exception: Y N

Accessories

Description	Class	Size SqFt	Eff Yr Blt	RMV	Quantity
No accessory data available					

Bldg: 4 Code Area: 29580 Stat Class: 301 Year Blt: Eff Year Blt: Sq.Ft: 64 % Complete: 100
 Desc: Accessory Improvements & Misc. Dimensions: 8x8 RMV: 0
 Func Obsc: 100 Econ %: 100 Other %: 100 Exception: 0 Adjust: Adjust RMV: 0

Floors

Type	Class	Display Group	Floor Size	Beds	Baths	Yr Blt	Eff Yr Blt	Inventory	Exception: Y N
Pump House	0	Finished	64	0	0	0	0		

NC

Accessories

Description	Class	Size SqFt	Eff Yr Blt	RMV	Quantity
No accessory data available					

Bldg: 5 Code Area: 29580 Stat Class: 353 Year Blt: 1971 Eff Year Blt: 1971 Sq.Ft: 1200 % Complete: 100
 Desc: Machine Shed (MS) Dimensions: 50x24 RMV: 2520
 Func Obsc: 100 Econ %: 100 Other %: 100 Exception: 0 Adjust: Adjust RMV: 0

Floors

Type	Class	Display Group	Floor Size	Beds	Baths	Yr Blt	Eff Yr Blt	Inventory	Exception: Y N
Machine Shed	4	Finished	1200	0	0	1971	1971	FAIR	

50%

1999

Accessories

Description	Class	Size SqFt	Eff Yr Blt	RMV	Quantity
No accessory data available					

Bldg: 6 Code Area: 29580 Stat Class: 353 Year Blt: 1961 Eff Year Blt: 1961 Sq.Ft: 1440 % Complete: 100
 Desc: Machine Shed (MS) Dimensions: 60x24 RMV: 3020
 Func Obsc: 100 Econ %: 100 Other %: 100 Exception: 0 Adjust: Adjust RMV: 0

Floors

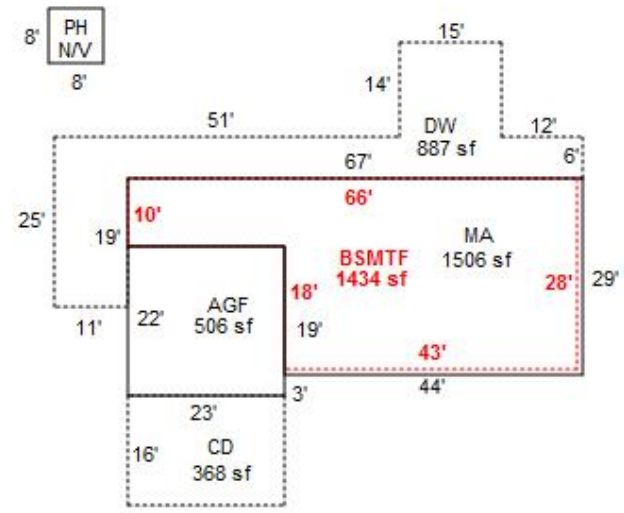
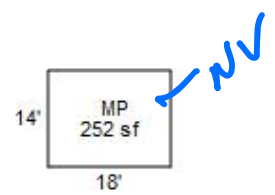
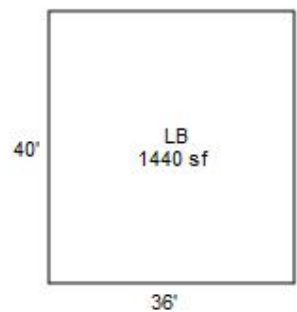


Type	Class	Display Group	Floor Size	Beds	Baths	Yr Blt	Eff Yr Blt	Inventory	Exception: Y N
Machine Shed	4	Finished	1440	0	0	1961	1961	FAIR	

40%

Accessories

Description	Class	Size SqFt	Eff Yr Blt	RMV	Quantity
No accessory data available					

R33876
091W02A 01300
SCALE=1:40



*Done 4-2-25
CYCLE 24*