

Acct ID: 536656 MTL: 093W34B001000 Date: 4/3/25 Appr: MDL Prop Class: 451 RMV Prop Class: 451  
 Situs: 1068 TALBOT RD SE JEFFERSON OR 97352 MaSaNh: 07 06 000 Unit: 51868 Year: ~~2024~~ 2025  
 Last Date Appraised: 08/03/2018 Appraiser: MATT LORD Retag: Y (N) Tag info:  
 Owner: DONALD & JUDITH STUDER TR & Roll Type: R  
 Cycle Tag Sales Verification Other: \_\_\_\_\_ Inspection level: 1 2 3 4 LCB TTO INSP AV: 230240  
 RMV Land: 121210 RMV Imp: 252900 RMV Total: 374110 MAV: 230240 MSAV: 0 SAV: 0  
 Comment:

Notations 25-26 cycle  
 No notation data available.

OSDs

Count	Code	Description	RMV	Code Area	Exception
1	MKTA	OSD - AVERAGE	45000	14530	0

Land

Site: 1 Code Area: 14530 Size: 1.00 Acres Use Code: 005 Zone: REST SAV Use: Exception: 0  
 Class: 4BDS Value Source: Rural Restrictive Description: FOUR BENCH DRY SPECIAL SOUTH RMV: 76210 Exception: Y N  
 S  
 Adjustment(s): Fire Patrol: Description:  
 Comments: 03-04: REAPPRAISAL

Improvements - Residence / Manufactured Structures

Bldg: 1 Code Area: 14530 Stat Class: 142 - Year Blt: 1972 Eff Year Blt: 1972 Sq.Ft: 2000 % Complete: 100  
 Desc: Multi Story above grade Dimensions: RMV: 243450  
 Func Obsc: 100 Econ %: 100 Other %: 100 Exception: 0 Adjust: Adjust RMV: 0

Floors

Type	Class	Display Group	Floor Size	Beds	Baths	Yr Blt	Eff Yr Blt	Inventory	Exception
First Floor	4 -	Finished	1120	1	FB-1	1972	1972	BATH - 1, KIT, HVAC+, FP - 1, ROOF	Y N
Second Floor	4 -	Finished	880	2	FB-1	1972	1972	HVAC+, BATH - 1	Y N
Garage Attached	4	Unfinished	880	0	0	1972	1972	ROOF	Y N

Accessories

Description YIF Class Size SqFt Eff Yr Blt RMV Quantity  
 No accessory data available

Bldg: 2 Code Area: 14530 Stat Class: 107 Year Blt: Eff Year Blt: Sq.Ft: 0 % Complete: 100  
 Desc: Yard Improvements Dimensions: RMV: 9450  
 Func Obsc: 100 Econ %: 100 Other %: 100 Exception: 0 Adjust: Adjust RMV: 0

Floors

No floor data available

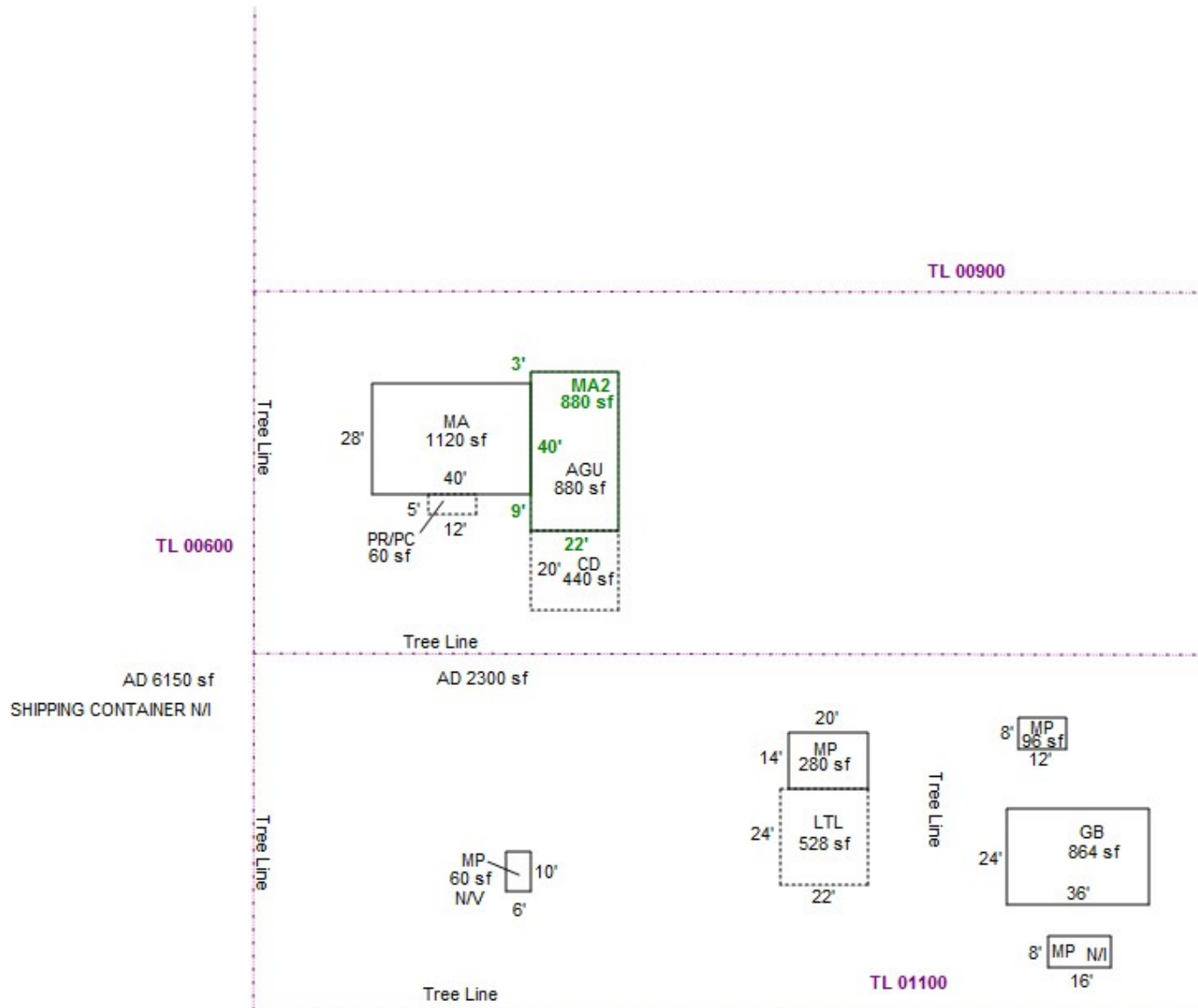
Accessories

Description	Class	Size SqFt	Eff Yr Blt	RMV	Quantity	Exception
YARD IMPROVEMENTS FAIR	4	0	0	9450	1	Y N

Improvements - Accessory Buildings

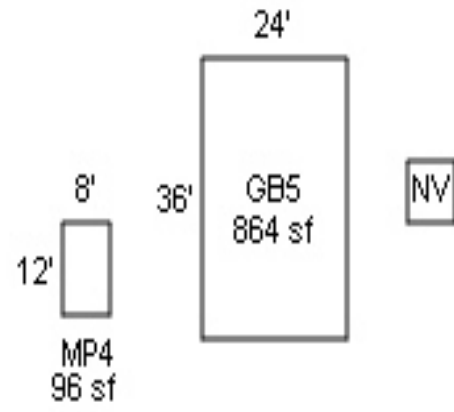
No improvement data available for all other stat class types.

R36656  
093W34B 01000  
SCALE=1:50

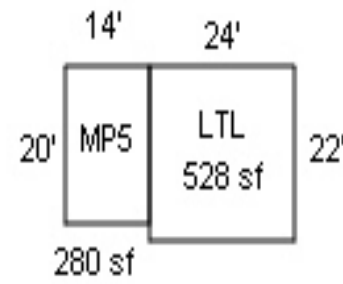


TL 00900

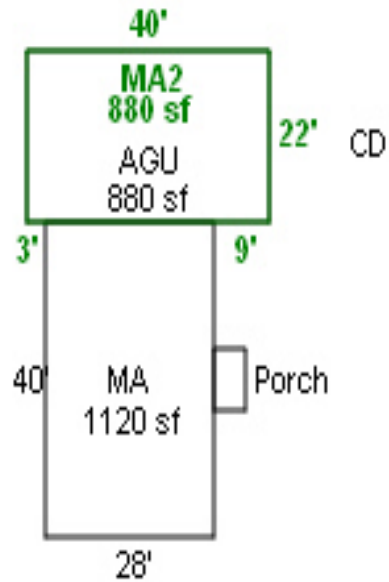
R36656  
093W34B 01000  
1=45'



Tree Line



TL 01100



Tree Line



Tree Line

Tree Line

TL 00600



R36656  
MA,AGU,MA2  
SIDE/BACK

8/3/18



R36656  
MA,AGU,MA2

8/3/18