

Summary Lead Appr: WW Clerk: _____ Lead Clerk: _____ Appr: MDL Input Print Date: 1/25/2024

Acct ID: 536690 MTL: 093W35CB00600 Date: 9/18/24 Appr: MDL Prop Class: 401 RMV Prop Class: 401
Situs: 14420 WHITE LN SE JEFFERSON OR 97352 MaSaNh: 07 06 000 Unit: 57019 Year: 2024
2025

Last Date Appraised: 11/02/2018 Appraiser: MATT LORD Retag: Y N Tag info: _____
Owner: LAMP, CORY J Roll Type: R
Cycle Tag Sales Verification Other: _____ Inspection level: 1 2 3 4 LCB TTO INSP AV: 248140
RMV Land: 229810 RMV Imp: 306140 RMV Total: 535950 MAV: 248140 MSAV: 0 SAV: 0
Comment: _____

Notations
No notation data available. 25-26 cycle

OSDs

Count	Code	Description	RMV	Code Area	Exception
1	MKTF	OSD - FAIR <u>AVG</u>	35000	14530	0

Land
Site: 1 Code Area: 14530 Size: 1.79 Acres Use Code: 004 Zone: NREST SAV Use: _____ Exception: 0
Class: ZBDSS Value Source: Rural at MKT Description: _____ RMV: 194810 Exception: Y N
Adjustment(s): ↳ Soil Fire Patrol: _____ Description: _____
Comments: 00-01; COMBINED LAND SEGMENTS, NO SPECIAL ASSESSMENT 03-04: REAPPRAISAL /04-05: LAND ADJUSTMENT FOR RECALCULATION DONE BY #29 ON 5-4-04

Improvements - Residence / Manufactured Structures
Bldg: 1 Code Area: 14530 Stat Class: 107 Year Blt: _____ Eff Year Blt: 2017 Sq.Ft: 0 % Complete: 100
Desc: Yard Improvements Dimensions: _____ RMV: 16240
Func Obsc: 100 Econ %: 100 Other %: 100 Exception: 0 Adjust: _____ Adjust RMV: 0

Floors

Type	Class	Display Group	Floor Size	Beds	Baths	Yr Blt	Eff Yr Blt	Inventory	Exception
No floor data available									

ADD to MA Level

Accessories

Description	Class	Size SqFt	Eff Yr Blt	RMV	Quantity
YARD IMPROVEMENTS AVERAGE	3	1	2017	16238	1
Exception: Y N					

Bldg: 2 Code Area: 14530 Stat Class: 141 Year Blt: 2017 Eff Year Blt: 2017 Sq.Ft: 1775 % Complete: 100
Desc: One Story Only Dimensions: _____ RMV: 283380
Func Obsc: 100 Econ %: 100 Other %: 100 Exception: 0 Adjust: _____ Adjust RMV: 0

Floors

Type	Class	Display Group	Floor Size	Beds	Baths	Yr Blt	Eff Yr Blt	Inventory	Exception
First Floor	4	Finished	1775	3	FB-2	2017	2017	KIT-, BATH+, ROOF, HVAC+, BATH - 2	Exception: Y N
Garage Attached	4	Finished	484	0	0	2017	2017	ROOF	Exception: Y N

Accessories YIWA

Description	Class	Size SqFt	Eff Yr Blt	RMV	Quantity
No accessory data available					

Improvements - Accessory Buildings
Bldg: 3 Code Area: 14530 Stat Class: 341 Year Blt: 2018 Eff Year Blt: 2018 Sq.Ft: 144 % Complete: 100
Desc: Multi Purpose Shed (MP) Dimensions: 12x12 RMV: 6520
Func Obsc: 100 Econ %: 100 Other %: 100 Exception: 0 Adjust: _____ Adjust RMV: 0

Floors

Type	Class	Display Group	Floor Size	Beds	Baths	Yr Blt	Eff Yr Blt	Inventory	Exception
Multi-Purpose Bldg	6	Finished	144	0	0	2018	2018	FAIR	Exception: Y N

Accessories

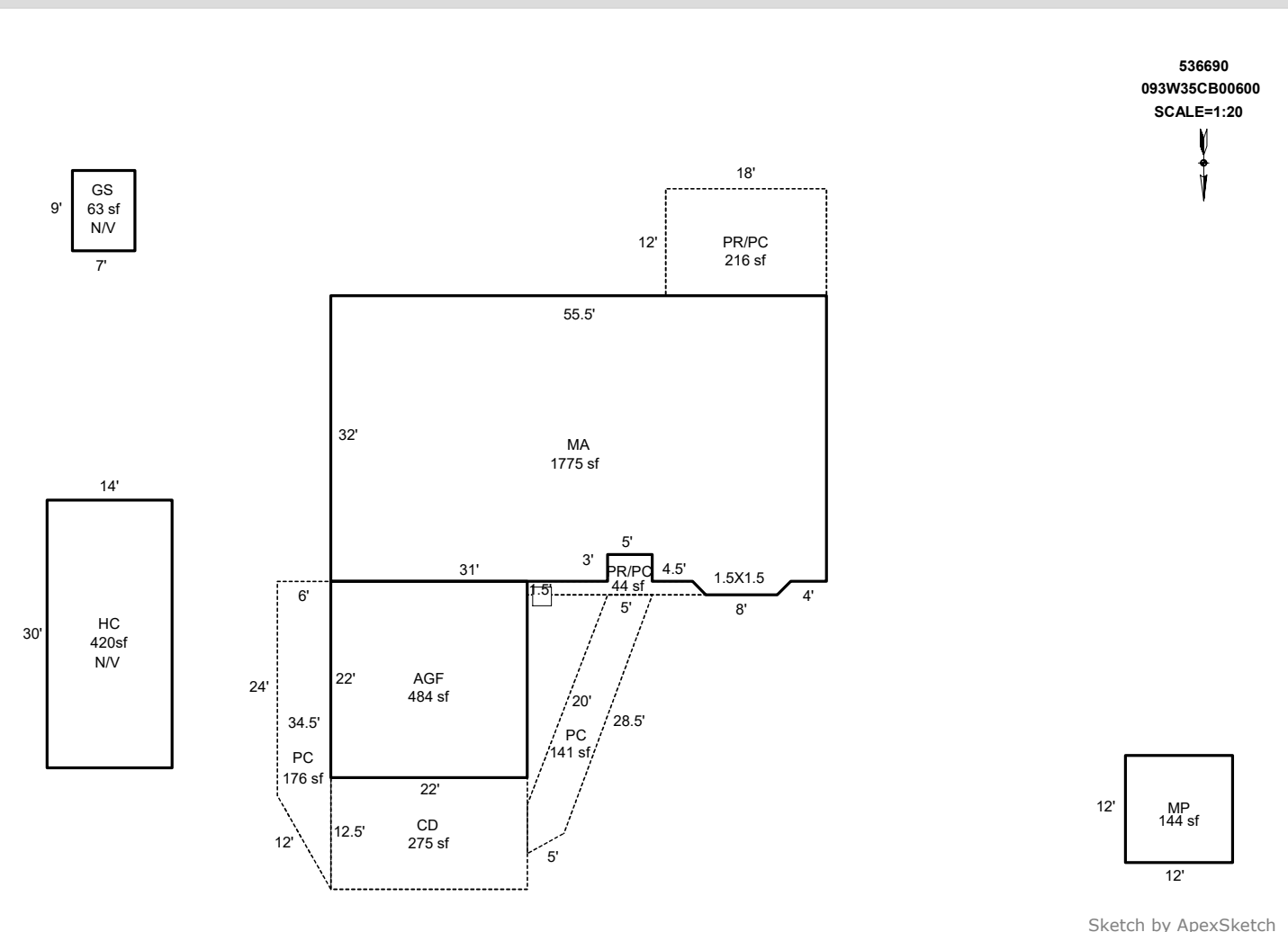
Description	Class	Size SqFt	Eff Yr Blt	RMV	Quantity
No accessory data available					

SKETCH/AREA TABLE ADDENDUM

SUBJECT INFO

File No.: 536690 Parcel No.: 093W35CB00600
 Property Address: 14420 WHITE LN SE
 City: JEFFERSON County: MARION State: OR ZipCode: 97352
 Owner:
 Client: Client Address:
 Appraiser Name: Inspection Date:

SKETCH



AREA CALCULATIONS SUMMARY

Code	Description	Factor	Net Size	Perimeter	Net Totals
GBA1	GS	1.0	63.0	32.0	
	MP	1.0	144.0	48.0	
	HC	1.0	420.0	88.0	627.0
GLA1	MA	1.0	1775.3	182.2	1775.3
GAR	AGF	1.0	484.0	88.0	484.0
P/P	CD	1.0	275.0	69.0	
	PR/PC	1.0	216.0	60.0	
	PC	1.0	175.5	76.6	
	PR/PC	1.0	43.9	48.1	
	PC	1.0	140.8	68.9	851.2
	Net LIVABLE	cnt	0 (rounded)		1,775
	Net BUILDING	cnt	3 (rounded)		627

COMMENT TABLE 1

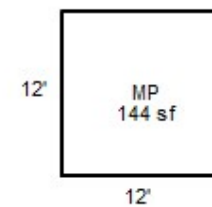

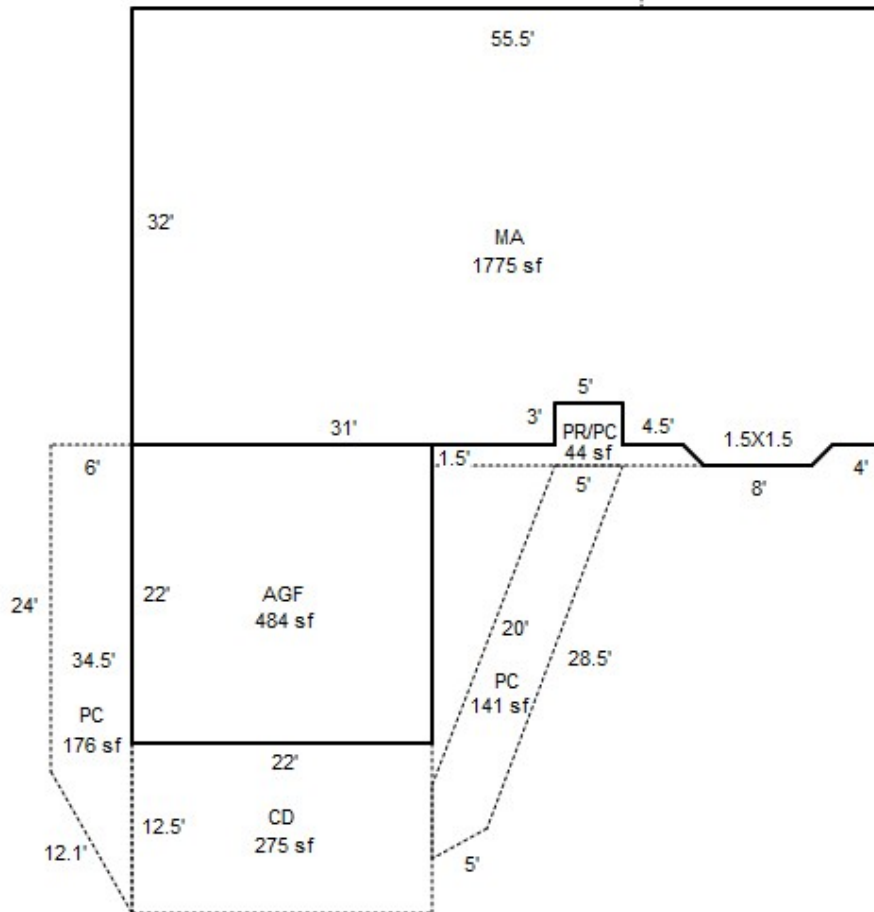
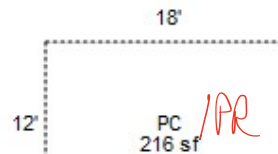
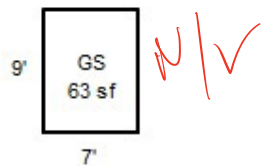
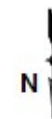
DRAWN BY JRONDEMA 11/8/18
 UPDATED BY CLOBERG 05/27/25

COMMENT TABLE 2

MDL 09/18/24

COMMENT TABLE 3

CYCLE L3





R36690 GS 9x7 11.02.18



1078

R36690 MA FRONT 11.02.18



R36690 MA REAR 11.02.18



R36690 MP SIDE 11.02.18

A small, rectangular green shed with a white door and white trim around the roofline. The shed is situated in a grassy area covered with fallen yellow and orange leaves. In the background, there are several large trees with green and yellowing foliage, suggesting an autumn setting. A fence is visible in the distance behind the shed.

R36690 MP 11.02.18



R36690

GS NV/NI

1-5-18



R36690

MA, AGF

12-22-17



R36690
PH NV/NI

12-22-17



9/10/24

