

Acct ID: 536645 MTL: 093W34B001500 Date: 4/3/25 Appr: MDL Prop Class: 551 RMV Prop Class: 551
 Situs: 442 HENNINGSON LN SE JEFFERSON OR 97352 MaSaNh: 07 06 000 Unit: 51850 Year: 2024
 Last Date Appraised: 05/22/2008 Appraiser: MATT LORD Retag: Y (N) Tag info: 2025
 Owner: CELLERINI, JUDITH DAWN Roll Type: R
 Cycle Tag Sales Verification Other: _____ Inspection level: 1 2 (3) 4 LCB TTO INSP AV: 189249
 RMV Land: 347830 RMV Imp: 210180 RMV Total: 558010 MAV: 153550 MSAV: 35699 SAV: 72593
 Comment:

Notations 25-26 cycle

RP/MS	Code	Description
MS	ZONED	FARM EFU ZONED

OSDs

Count	Code	Description	RMV	Code Area	Exception
1	SAA	SA OSD - AVERAGE	45000	14530	0

Land

Site: 2	Code Area: 14530	Size: 1.00 Acres	Use Code: 005	Zone: REST	SAV Use: 011	Exception: 0
Class:	Value Source: Farm Homesite	Description:			RMV: 38170	Exception: Y N
Adjustment(s):	GSOIL, IRR	Fire Patrol:		Description:		
Comments: Liability year - 2009 / 81400130						
Site: 3	Code Area: 14530	Size: 6.03 Acres	Use Code: 005	Zone: REST	SAV Use: 011	Exception: 0
Class: 2BISS	Value Source: Farm Use - EFU	Description: TWO BENCH IRR SOUTH SPECIAL			RMV: 264660	Exception: Y N
Adjustment(s):	GSOIL, IRR	Fire Patrol:		Description:		
Comments: Liability year - 1980 / 81400130 04-05: RECALC PROJECT, LAND SCHEDULE CHANGES.						

Improvements - Residence / Manufactured Structures

Bldg: 1	Code Area: 14530	Stat Class: 132	Year Blt: 1981	Eff Year Blt: 1981	Sq.Ft: 1844	% Complete: 100
Desc: Multi Story above grade					Dimensions:	RMV: 201530
Func Obsc: 80	Econ %: 100	Other %: 100	Exception: 0	Adjust:	Adjust RMV: 0	

Floors

Type	Class	Display Group	Floor Size	Beds	Baths	Yr Blt	Eff Yr Blt	Inventory	Exception
First Floor	3	Finished	1204	0	0	1981	1981	KIT-, HVAC, FP - 1, ROOF	Y N
Second Floor	3	Finished	640	2	0	1981	1981	HVAC	Y N

Accessories

Description	Class	Size SqFt	Eff Yr Blt	RMV	Quantity	Exception
DECK	3	1285	1997	17990	1	Y N
DECK	3	1545	1997	21630	1	Y N
ENCLOSED PORCH	3	280	2002	6048	1	Y N
ROOF EXTENSION OR PATIO COVER	3	546	2002	11400	1	Y N
YARD IMPROVEMENTS GOOD	3	1	1981	17577	1	Y N

Improvements - Accessory Buildings

Bldg: 2	Code Area: 14530	Stat Class: 351	Year Blt: 1980	Eff Year Blt: 1980	Sq.Ft: 840	% Complete: 100
Desc: General Purpose Building (GB)					Dimensions: 30x28	RMV: 3870
Func Obsc: 100	Econ %: 100	Other %: 100	Exception: 0	Adjust:	Adjust RMV: 0	

Floors

Type	Class	Display Group	Floor Size	Beds	Baths	Yr Blt	Eff Yr Blt	Inventory	Exception
General Purpose Bldg	5	Finished	840	0	0	1980	1980	FAIR	Y N

Accessories

No accessory data available

Bldg: 3	Code Area: 14530	Stat Class: 341	Year Blt: 1997	Eff Year Blt: 1997	Sq.Ft: 288	% Complete: 100
Desc: Multi Purpose Shed (MP)					Dimensions: 24x12	RMV: 2900
Func Obsc: 100	Econ %: 100	Other %: 100	Exception: 0	Adjust:	Adjust RMV: 0	

Floors

Type	Class	Display Group	Floor Size	Beds	Baths	Yr Blt	Eff Yr Blt	Inventory	Exception
Multi-Purpose Bldg	5	Finished	288	0	0	1997	1997	FAIR	Y N

Accessories

Description	Class	Size SqFt	Eff Yr Blt	RMV	Quantity
No accessory data available					

Bldg: 4 Code Area: 14530 Stat Class: 341 Year Blt: 1997 Eff Year Blt: 1997 Sq.Ft: 200 % Complete: 100
Desc: Multi Purpose Shed (MP) Dimensions: 10x20 RMV: 1880
Func Obsc: 100 Econ %: 100 Other %: 100 Exception: 0 Adjust: Adjust RMV: 0

Floors

Type	Class	Display Group	Floor Size	Beds	Baths	Yr Blt	Eff Yr Blt	Inventory	Exception: Y N
Multi-Purpose Bldg	4	Finished	200	0	0	1997	1997	Fair	

Accessories

Description	Class	Size SqFt	Eff Yr Blt	RMV	Quantity
No accessory data available					

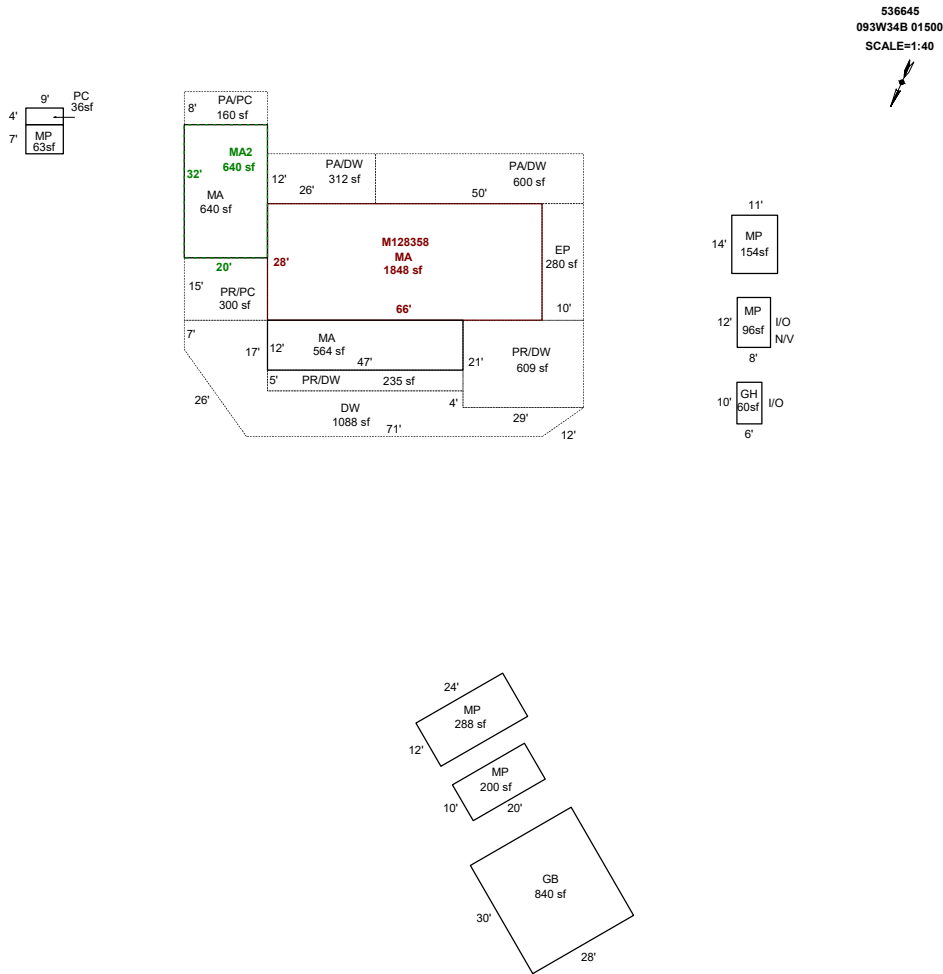
MP
11x14
EFF yr 2012
A RLB
If

SKETCH/AREA TABLE ADDENDUM

SUBJECT INFO

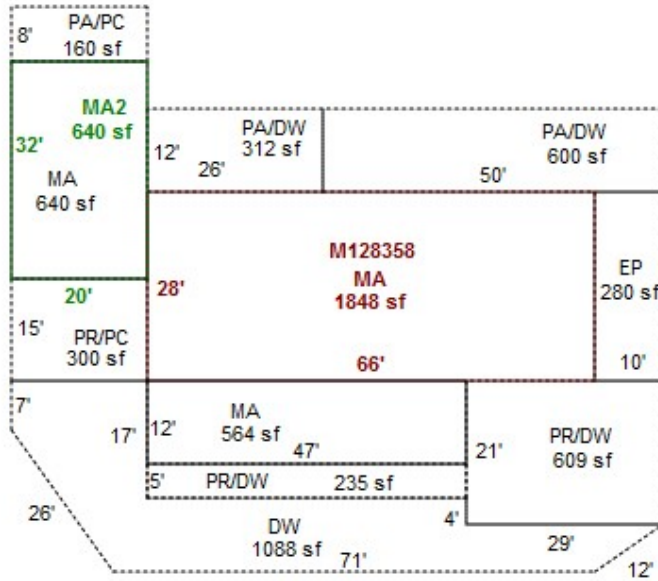

File No.: 536645 Parcel No.: 093W34B 01500
 Property Address: 442 HENNINGSON LN SE
 City: JEFFERSON County: MARION State: OR ZipCode: 97352
 Owner:
 Client: Client Address:
 Appraiser Name: Inspection Date:

SKETCH



Sketch by ApexSketch

AREA CALCULATIONS SUMMARY						COMMENT TABLE 1	
Code	Description	Factor	Net Size	Perimeter	Net Totals		
GBA1	GH	1.0	60.0	32.0		DRAWN BY JRONDEMA 6/27/18 UPDATED BY CLOBERG 07/16/25	
	MP	1.0	154.0	50.0			
	PC	1.0	36.0	26.0			
	MP	1.0	63.0	32.0			
	MP	1.0	200.0	60.0			
	MP	1.0	288.0	72.0			
	GB	1.0	840.0	116.0			
GLA1	MP	1.0	96.0	40.0	1737.0		
	MA	1.0	1848.0	188.0			
	MA	1.0	564.0	118.0			
GLA2	MA	1.0	640.0	104.0	3052.0	COMMENT TABLE 2	
	MA2	1.0	640.0	104.0	640.0	COMMENT TABLE 3	
P/P	MDL 04/03/25					CYCLE L3	
	EP	1.0	280.0	76.0			
	DW	1.0	1087.5	233.0			
	PA/DW	1.0	312.0	76.0			
	PA/DW	1.0	600.0	124.0			
	4 addl items						
	Net LIVABLE	cnt	0	(rounded)	3,692		
	Net BUILDING	cnt	8	(rounded)	1,737		



R36645
093W34B 01500
SCALE=1:40

