

Acct ID: 535702 MTL: 092W260001300 Date: 6/2/25 Appr: MLH Prop Class: 551 RMV Prop Class: 551 451
 Situs: 8228 STAYTON RD SE TURNER OR 97392 MaSaNh: 07 06 000 Unit: 33392 Year: 2025

Last Date Appraised: 01/23/2009 Appraiser: MATT LORD Retag: Y N Tag info:
 Owner: ELAINE L SCHELSKE TR Roll Type: R
 Cycle Tag Sales Verification Other: Clean up Inspection level: 1 2 3 4 LCB TTO INSP AV: 189199
 RMV Land: 119150 RMV Imp: 263100 RMV Total: 382250 MAV: 171880 MSAV: 17319 SAV: 32329
 Comment:

Notations update Inventory **Input MLH 7/23/25**
Farm Seed

OSDs

Count	Code	Description	RMV	Code Area	Exception
1	SAA	SA OSD - AVERAGE	50000	05545	0

Land

Site: 2	Code Area: 05545	Size: 1.00 Acres	Use Code: 005	Zone: REST	SAV Use: 011	Exception: 0
Class: <u>055</u>	Value Source: Farm Homesite	Description:			RMV: 11420	Exception: Y N
Adjustment(s): GSOIL, WOOD, IRR		Fire Patrol:		Description:		
Comments: Liability year - 2009 / 550040						
Site: 3	Code Area: 05545	Size: 3.70 Acres	Use Code: 005	Zone: REST	SAV Use: 011	Exception: 0
Class: 2BISS	Value Source: Farm Use - EFU	Description: TWO BENCH IRR SOUTH SPECIAL			RMV: 48590	Exception: Y N
Adjustment(s): GSOIL, WOOD, IRR		Fire Patrol:		Description:		
Comments: Liability year - 1980 / 550040						
Site: 4	Code Area: 05545	Size: 0.80 Acres	Use Code: 005	Zone: REST	SAV Use: 011	Exception: 0
Class: WOOD	Value Source: Woodlot	Description: FARM WOODLOT			RMV: 9140	Exception: Y N
Adjustment(s): GSOIL, WOOD, IRR		Fire Patrol:		Description:		
Comments: Liability year - 1984 / 550040 //05-06: ONSITE BY #17 SHOWS 1.30 ACRES OF WOODLOT						

Improvements - Residence / Manufactured Structures

Bldg: 1	Code Area: 05545	Stat Class: 141	Year Blt: 1956	Eff Year Blt: 1956	Sq.Ft: 1805	% Complete: 100
Desc: One Story Only			Dimensions:		RMV: 252820	
Func Obsc: 100	Econ %: 100	Other %: 100	Exception: 0	Adjust:	Adjust RMV: 0	<u>n/c</u>

Floors

Type	Class	Display Group	Floor Size	Beds	Baths	Yr Blt	Eff Yr Blt	Inventory	Exception
First Floor	4	Finished	1805	2	FB-2	1956	1956	ROOF, FP - 2, HVAC, KIT, BATH - 2	Y N
Garage Attached	4	Finished	441	0	0	1956	1956	ROOF	Y N

Accessories

Description	Class	Size SqFt	Eff Yr Blt	RMV	Quantity
YARD IMPROVEMENTS AVERAGE	4	1	1956	21828	1

Improvements - Accessory Buildings

Bldg: 2	Code Area: 05545	Stat Class: 353	Year Blt: 1986	Eff Year Blt: 1986	Sq.Ft: 2016	% Complete: 100
Desc: Machine Shed (MS)			Dimensions: 72x28		RMV: 6980	
Func Obsc: 100	Econ %: 100	Other %: 100	Exception: 0	Adjust:	Adjust RMV: 0	<u>n/c</u>

Floors

Type	Class	Display Group	Floor Size	Beds	Baths	Yr Blt	Eff Yr Blt	Inventory	Exception
Machine Shed	5	Finished	2016	0	0	1986	1986	FAIR	Y N

Accessories

Description	Class	Size SqFt	Eff Yr Blt	RMV	Quantity
No accessory data available					

Bldg: 3 Code Area: 05545 Stat Class: 301 Year Blt: Eff Year Blt: Sq.Ft: 0 % Complete: 100
 Desc: Accessory Improvements & Misc. Dimensions: RMV: 0
 Func Obsc: 100 Econ %: 100 Other %: 100 Exception: 0 Adjust: Adjust RMV: 0

Floors
MP 14x12
8x12 NV

Type	Class	Display Group	Floor Size	Beds	Baths	Yr Blt	Eff Yr Blt	Inventory
Building Structure	0	Finished	0	0	0	0	0	Exception: Y N
Accessories								
Description	Class	Size SqFt	Eff Yr Blt	RMV	Quantity			
No accessory data available								
Bldg: 4	Code Area: 05545	Stat Class: 301	Year Blt:	Eff Year Blt:	Sq.Ft: 24	% Complete: 100		
Desc: Accessory Improvements & Misc.				Dimensions: 6x4		RMV: 0		
Func Obsc: 100	Econ %: 100	Other %: 100	Exception: 0		Adjust:	Adjust RMV: 0		
Floors								
Type	Class	Display Group	Floor Size	Beds	Baths	Yr Blt	Eff Yr Blt	Inventory
Pump House	0	Finished	24	0	0	0	0	Exception: Y N
Accessories								
Description	Class	Size SqFt	Eff Yr Blt	RMV	Quantity			
No accessory data available								
Bldg: 5	Code Area: 05545	Stat Class: 341	Year Blt: 1991	Eff Year Blt: 1991	Sq.Ft: 240	% Complete: 100		
Desc: Multi Purpose Shed (MP)				Dimensions: 12x20		RMV: 3300		
Func Obsc: 100	Econ %: 100	Other %: 100	Exception: 0		Adjust: 10x22	Adjust RMV: 0		
Floors								
Type	Class	Display Group	Floor Size	Beds	Baths	Yr Blt	Eff Yr Blt	Inventory
Multi-Purpose Bldg	6	Finished	240	0	0	1991	1991	Fair ✓ Exception: Y N
Accessories								
Description	Class	Size SqFt	Eff Yr Blt	RMV	Quantity			
No accessory data available								

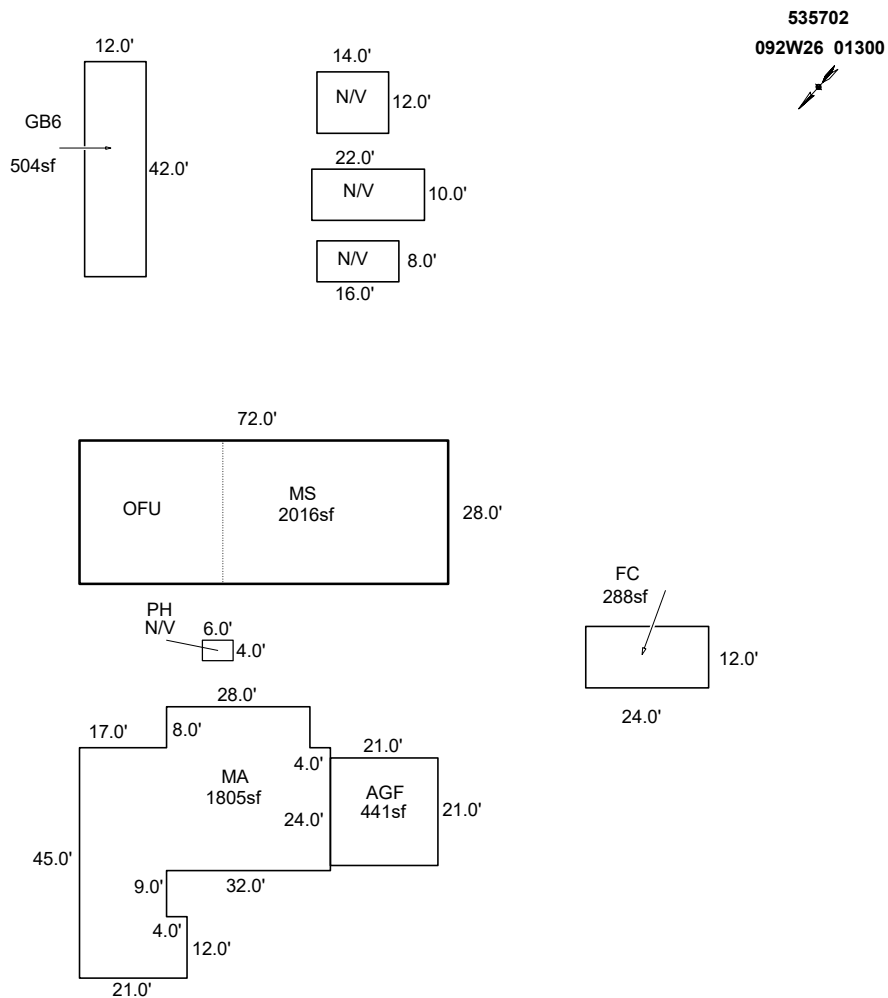
351 63 6 12x42 1999 AJL I/O

SKETCH/AREA TABLE ADDENDUM

SUBJECT INFO

File No.: 535702 Parcel No.: 092W26 01300
 Property Address: 8228 STAYTON RD SE
 City: TURNER County: State: OR ZipCode: 97392
 Owner:
 Client: Client Address:
 Appraiser Name: Inspection Date:

SKETCH



AREA CALCULATIONS SUMMARY

Code	Description	Factor	Net Size	Perimeter	Net Totals
GBA1	MS	1.0	2016.0	200.0	
	GB6	1.0	504.0	108.0	
	FC	1.0	288.0	72.0	2808.0
GLA1	MA	1.0	1805.0	212.0	1805.0
GAR	AGF	1.0	441.0	84.0	441.0

COMMENT TABLE 1

APEXED BY CE 2/4/10
 UPDATED BY SH 4-23-10 (MATCH FIELD SKETCH)
 UPDATED BY CLOBERG 07/23/25

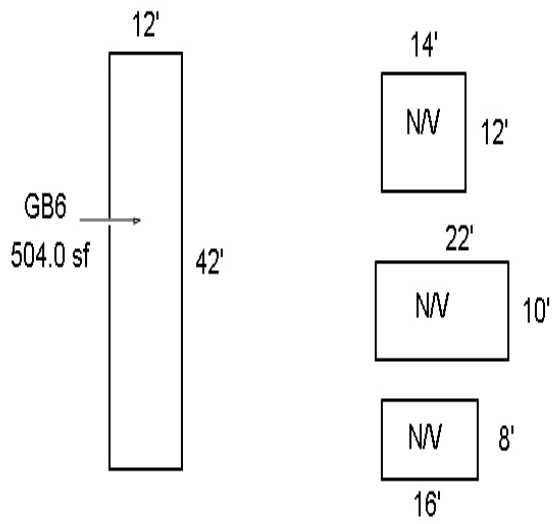
COMMENT TABLE 2

MLH 06/02/25

COMMENT TABLE 3

CLEAN UP L4

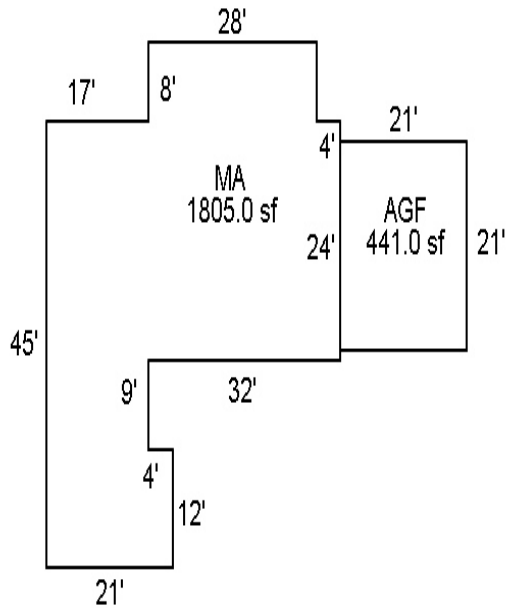
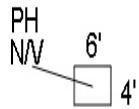
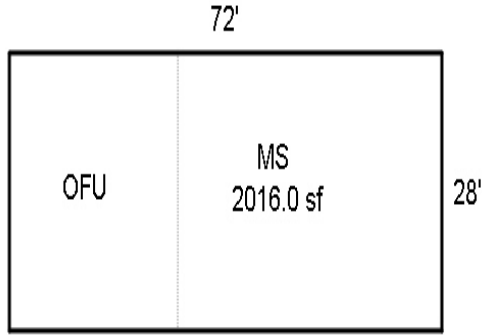
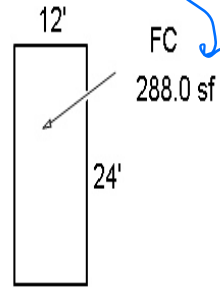
Net LIVABLE cnt 0 (rounded) 1,805
 Net BUILDING cnt 3 (rounded) 2,808



R35702
092W26 01300



Rotate 90



6/2/25 M&H Cleanup L4