

Acct ID: 533811 MTL: 084W36DD00200 Date: 8.13.25 Appr: GRH Prop Class: 401 RMV Prop Class: 401  
 Situs: 8774 SKYLINE RD S SALEM OR 97306 MaSaNh: 06 06 000 Unit: 58217 Year: 2025

Last Date Appraised: 10/11/2010 Appraiser: GERARDO RAMIREZ Retag: Y N Tag info: HERNANDEZ

Owner: SALCHENBERG, ALBERT W Roll Type: R  
 Cycle Tag Sales Verification Other: \_\_\_\_\_ Inspection level: 1 2 3 4 LCB TTO INSP AV: 299650  
 RMV Land: 278280 RMV Imp: 376630 RMV Total: 654910 MAV: 299650 MSAV: 0 SAV: 0  
 Comment:

**Notations** [Update inv](#)

No notation data available.

**OSDs**

Count	Code	Description	RMV	Code Area	Exception
1	MKTF	OSD - FAIR	40000	14460	0

**Land**

Site: 1 Code Area: 14460 Size: 2.27 Acres Use Code: 004 Zone: NREST SAV Use: Exception: 0  
 Class: Value Source: Rural at MKT Description: RMV: 238280 Exception: Y N  
 Adjustment(s): VWFR Fire Patrol: Description:  
 Comments: 11-12: CYCLE WORK PER #42 ADD TREED & VIEW ADJ// 01-02; REAPPRAISAL . 02-03: F01-1076 SEPE FROM R33811 TO R329697 //04-05: LAND ADJUSTMENT FOR RECALCULATION, CHG OF LAND SCHEDULE PER #29 //F06-654 ACREAGE CORRECTION FOR R33814,R33811,R329697,R33808

**Improvements - Residence / Manufactured Structures**

Bldg: 1 Code Area: 14460 Stat Class: 144 - Year Blt: 1977 Eff Year Blt: 1977 Sq.Ft: 2652 % Complete: 100  
 Desc: Multi Story above grade with basement Dimensions: RMV: 354470  
 Func Obsc: 100 Econ %: 100 Other %: 100 Exception: 0 Adjust: Adjust RMV: 0

**Floors**

Type	Class	Display Group	Floor Size	Beds	Baths	Yr Blt	Eff Yr Blt	Inventory	Exception
First Floor	4 -	Finished	996	1	FB-1	1977	1977	KIT-, ROOF, FP - 2, HVAC, BATH - 1	Y <u>N</u>
Second Floor	4 -	Finished	756	2	FB-1	1977	1977	HVAC, BATH - 1	Y <u>N</u>
Basement	4 -	Finished	900	1	FB-1	1977	1977	HVAC, BATH - 1	Y <u>N</u>
Carport Attached	4	Unfinished	420	0	0	1977	1977	ROOF	Y <u>N</u>

**Accessories**

Description	Class	Size SqFt	Eff Yr Blt	RMV	Quantity	Exception
YARD IMPROVEMENTS AVERAGE	4	1	1977	24717	1	Y N

**Improvements - Accessory Buildings**

Bldg: 2 Code Area: 14460 Stat Class: 341 Year Blt: 1995 Eff Year Blt: 1995 Sq.Ft: 120 % Complete: 100  
 Desc: Multi Purpose Shed (MP) Dimensions: 12x10 RMV: 1460  
 Func Obsc: 100 Econ %: 100 Other %: 100 Exception: 0 Adjust: Adjust RMV: 0

**Floors**

Type	Class	Display Group	Floor Size	Beds	Baths	Yr Blt	Eff Yr Blt	Inventory	Exception
Multi-Purpose Bldg	5	Finished	120	0	0	1995	1995	FAIR	Y N

**Accessories**

Description	Class	Size SqFt	Eff Yr Blt	RMV	Quantity	Exception
No accessory data available						

Bldg: 3 Code Area: 14460 Stat Class: 351 Year Blt: 2003 Eff Year Blt: 2003 Sq.Ft: 1440 % Complete: 100  
 Desc: General Purpose Building (GB) Dimensions: 24x60 RMV: 18010  
 Func Obsc: 100 Econ %: 100 Other %: 100 Exception: 0 Adjust: Adjust RMV: 0

**Floors**

Type	Class	Display Group	Floor Size	Beds	Baths	Yr Blt	Eff Yr Blt	Inventory	Exception
General Purpose Bldg	5	Finished	1440	0	0	2003	2003	FAIR	Y N

**Accessories**

Description	Class	Size SqFt	Eff Yr Blt	RMV	Quantity	Exception
No accessory data available						

Bldg: 4    Code Area: 14460    Stat Class: 353    Year Blt: 1995    Eff Year Blt: 1995    Sq.Ft: 640    % Complete: 100

Desc: Machine Shed (MS)

Dimensions: 20x32    RMV: 2690

Func Obsc: 100

Econ %: 100

Other %: 100

Exception: 0

Adjust:

Adjust RMV: 0

**Floors**

Type	Class	Display Group	Floor Size	Beds	Baths	Yr Blt	Eff Yr Blt	Inventory	Exception: Y N
Machine Shed	4	Finished	640	0	0	1995	1995	Fair	N

**Accessories**

Description	Class	Size SqFt	Eff Yr Blt	RMV	Quantity
No accessory data available					

# SKETCH/AREA TABLE ADDENDUM

Parcel No 084W36DD00200

File No R33811

Property Address 8774 SKYLINE RD S

City SALEM

County MARION

State OR

Zip 97306

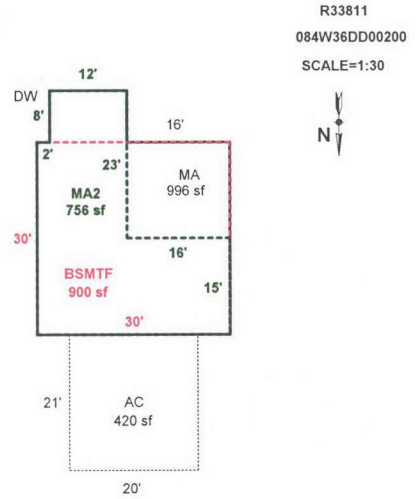
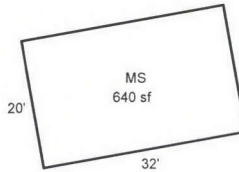
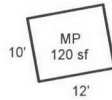
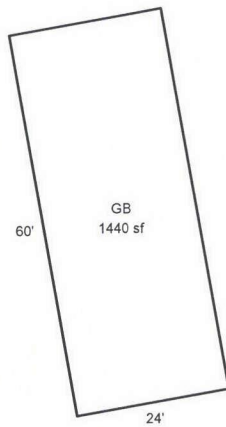
Owner

Client

Appraiser Name

SUBJECT

IMPROVEMENTS SKETCH



Scale: 1" = 30'

AREA CALCULATIONS

### AREA CALCULATIONS SUMMARY

Code	Description	Factor	Net Size	Perimeter	Net Totals
GLA1	MA	1.00	996	136	996
GLA2	MA2	1.00	756	136	756
GLA0	BSMTF	1.00	900	120	900
GBA1	MP	1.00	120	44	
	GB	1.00	1440	168	
	MS	1.00	640	104	2200
GAR	AC	1.00	420	82	420
Net LIVABLE Area (rounded w/ factors)					2652
Net BUILDING Area (rounded w/ factors)					2200

#### Comment Table 1

DRAWN BY JRONDEMA 5/14/18

#### Comment Table 2

GRH 8/13/25

#### Comment Table 3

Cycle L3

