

Summary

Lead Appr: vw 11/20

Clerk: _____

Lead Clerk: _____

Appr: JJS 1.14.26

Print Date:

9/29/2025

Acct ID: 529718

MTL: 082W10A000100

Date: 11.7.25

Appr: JJS

Prop Class: 551

RMV Prop Class: 551

Situs: 3677 74TH AVE SE SALEM OR 97317

MaSaNh: 01 06 000

Unit: 84046

Year: 2025

Last Date Appraised: 10/02/2017 Appraiser: CLINT LUKE

Tag: Y N Tag info:

Owner: MACLEAY COUNTRY AG LLC

Last Sales Date: 03/04/2025

Roll Type: R

Cycle Tag Sales Verification Other: _____

Inspection level: 1 2 3 4 LCB TTO INSP

AV: 211158

RMV Land: 533950

RMV Imp: 276260

RMV Total: 810210

MAV: 179100

MSAV: 32058

SAV: 60200

Comment:

SV, UPD EYB + IN

MLS/DJM: ?
Code: 20

Notations

RP/MS	Code	Description
RP	ZONED	FARM EFU ZONED

OSDs 1/14/26 CWO L4 farm use ok - orchard

Count	Code	Description	RMV	Code Area	Exception
1	SAA	SA OSD - AVERAGE	50000	92410	0

Land

Site: 1	Code Area: 92410	Size: 1.00 Acres	Use Code: 005	Zone: REST	SAV Use: 011	Exception: 0
Class:	Value Source: Farm Homesite	Description:			RMV: 33030	Exception: Y N
Adjustment(s):	GSOIL		Fire Patrol:	Description:		
Comments: Liability year - 2009 / 2400210 02-03: REAPPRAISAL /03-04: ROLLOVER FROM STO TO FARM DEFERRAL						

Site: 3	Code Area: 92410	Size: 12.41 Acres	Use Code: 005	Zone: REST	SAV Use: 011	Exception: 0
Class: 2HD	Value Source: Farm Use - EFU	Description: TWO HILL DRY			RMV: 450920	Exception: Y N
Adjustment(s):	GSOIL		Fire Patrol:	Description:		
Comments: Liability year - 1981 / 2400210						

Improvements - Residence / Manufactured Structures

Bldg: 1	Code Area: 92410	Stat Class: 141	Year Blt: 1964	Eff Year Blt: <u>1978</u>	Sq.Ft: 1595	% Complete: 100.00
Desc: One Story Only				Dimensions:	RMV: 266650	
Func Obsc: 100	Econ %: 100	Other %: 100	Exception: 0	Adjust:	Adjust RMV: 0	

Floors

Type	Class	Display Group	Floor Size	Beds	Baths	Yr Blt	Eff Yr Blt	Inventory	Exception:
First Floor	4	Finished	1595	3	FB-2	1964	1964	FP - 1, ROOF, KIT, BATH - 2, HVAC	Y N
Garage Attached	4	Finished	573	0	0	1964	1964	ROOF	Y N

Accessories

Description	Class	Size SqFt	Eff Yr Blt	RMV	Quantity	Exception:
YARD IMPROVEMENTS AVERAGE	4	1	1964	22791	1	Y N

Improvements - Accessory Buildings

Bldg: 2	Code Area: 92410	Stat Class: 351	Year Blt: 1970	Eff Year Blt: 1970	Sq.Ft: 672	% Complete: 100.00
Desc: General Purpose Building (GB)				Dimensions: 28x24	RMV: 3090	
Func Obsc: 100	Econ %: 100	Other %: 100	Exception: 0	Adjust:	Adjust RMV: 0	

Floors

Type	Class	Display Group	Floor Size	Beds	Baths	Yr Blt	Eff Yr Blt	Inventory	Exception:
General Purpose Bldg	5	Finished	672	0	0	1970	1970	FAIR	Y N

Accessories

Description	Class	Size SqFt	Eff Yr Blt	RMV	Quantity
No accessory data available					

Bldg: 3	Code Area: 92410	Stat Class: 351	Year Blt: 1970	Eff Year Blt: 1970	Sq.Ft: 960	% Complete: 100.00
Desc: General Purpose Building (GB)				Dimensions: 40x24	RMV: 4420	
Func Obsc: 100	Econ %: 100	Other %: 100	Exception: 0	Adjust:	Adjust RMV: 0	

Floors

Type	Class	Display Group	Floor Size	Beds	Baths	Yr Blt	Eff Yr Blt	Inventory	Exception:
General Purpose Bldg	5	Finished	960	0	0	1970	1970	FAIR	Y N

Accessories

Description	Class	Size SqFt	Eff Yr Blt	RMV	Quantity
No accessory data available					

Bldg: 4	Code Area: 92410	Stat Class: 341	Year Blt: 1970	Eff Year Blt: 1970	Sq.Ft: 24	% Complete: 100.00
---------	------------------	-----------------	----------------	--------------------	-----------	--------------------

Desc: Multi Purpose Shed (MP)

Dimensions: 6x4

RMV: 0

Func Obsc: 100

Econ %: 100

Other %: 100

Exception: 0

Adjust:

Adjust RMV: 0

Floors

Type	Class	Display Group	Floor Size	Beds	Baths	Yr Blt	Eff Yr Blt	Inventory
Multi-Purpose Bldg	4	Finished	24	0	0	1970	1970	Exception: Y N

Accessories

Description	Class	Size SqFt	Eff Yr Blt	RMV	Quantity
No accessory data available					

Bldg: 5 Code Area: 92410 Stat Class: 354 Year Blt: 1970 Eff Year Blt: 1970 Sq.Ft: 400 % Complete: 100.00
 Desc: Lean-to Light (LTL) Dimensions: 40x10 RMV: 320
 Func Obsc: 100 Econ %: 100 Other %: 100 Exception: 0 Adjust: Adjust RMV: 0

Floors

Type	Class	Display Group	Floor Size	Beds	Baths	Yr Blt	Eff Yr Blt	Inventory
Lean-to Light Duty	4	Finished	400	0	0	1970	1970	Exception: Y N

Accessories

Description	Class	Size SqFt	Eff Yr Blt	RMV	Quantity
No accessory data available					

Bldg: 6 Code Area: 92410 Stat Class: 353 Year Blt: 1980 Eff Year Blt: 1980 Sq.Ft: 480 % Complete: 100.00
 Desc: Machine Shed (MS) Dimensions: RMV: 1120
 Func Obsc: 100 Econ %: 100 Other %: 100 Exception: 0 Adjust: Adjust RMV: 0

Floors

Type	Class	Display Group	Floor Size	Beds	Baths	Yr Blt	Eff Yr Blt	Inventory
Machine Shed	4	Finished	480	0	0	1980	1980	Exception: Y N

Accessories

Description	Class	Size SqFt	Eff Yr Blt	RMV	Quantity
No accessory data available					

Bldg: 7 Code Area: 92410 Stat Class: 354 Year Blt: 1970 Eff Year Blt: 1970 Sq.Ft: 400 % Complete: 100.00
 Desc: Lean-to Light (LTL) Dimensions: RMV: 320
 Func Obsc: 100 Econ %: 100 Other %: 100 Exception: 0 Adjust: Adjust RMV: 0

Floors

Type	Class	Display Group	Floor Size	Beds	Baths	Yr Blt	Eff Yr Blt	Inventory
Lean-to Light Duty	5	Finished	400	0	0	1970	1970	Exception: Y N

Accessories

Description	Class	Size SqFt	Eff Yr Blt	RMV	Quantity
No accessory data available					

Duplicate #5

Bldg: 8 Code Area: 92410 Stat Class: 354 Year Blt: 1985 Eff Year Blt: 1985 Sq.Ft: 180 % Complete: 100.00
 Desc: Lean-to Light (LTL) Dimensions: RMV: 160
 Func Obsc: 100 Econ %: 100 Other %: 100 Exception: 0 Adjust: Adjust RMV: 0

Floors

Type	Class	Display Group	Floor Size	Beds	Baths	Yr Blt	Eff Yr Blt	Inventory
Lean-to Light Duty	5	Finished	180	0	0	1985	1985	Exception: Y N

Accessories

Description	Class	Size SqFt	Eff Yr Blt	RMV	Quantity
No accessory data available					

Bldg: 9 Code Area: 92410 Stat Class: 354 Year Blt: 1985 Eff Year Blt: 1985 Sq.Ft: 200 % Complete: 100.00
 Desc: Lean-to Light (LTL) Dimensions: RMV: 180
 Func Obsc: 100 Econ %: 100 Other %: 100 Exception: 0 Adjust: Adjust RMV: 0

Floors

Type	Class	Display Group	Floor Size	Beds	Baths	Yr Blt	Eff Yr Blt	Inventory
Lean-to Light Duty	5	Finished	200	0	0	1985	1985	Exception: Y N

Accessories

Description	Class	Size SqFt	Eff Yr Blt	RMV	Quantity
No accessory data available					

SKETCH/AREA TABLE ADDENDUM

Parcel No 082W10A 00100

File No R29718

Property Address 3677 74TH AV SE

City SALEM

County MARION

State OR

Zip 97317

Owner

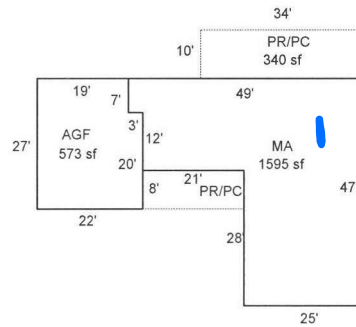
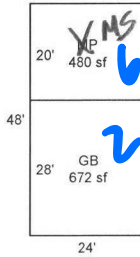
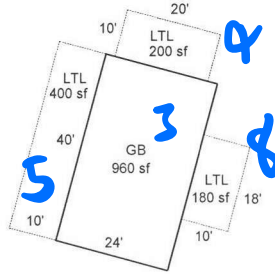
Client

Appraiser Name

SUBJECT

IMPROVEMENTS SKETCH

R29718
082W10A 00100
SCALE=1:40



Scale: 1" = 40'

AREA CALCULATIONS

AREA CALCULATIONS SUMMARY

Code	Description	Factor	Net Size	Perimeter	Net Totals
GLA1	MA	1.00	1595	192	1595
GBA1	GB	1.00	672	104	
	GB	1.00	960	128	
	LTL	1.00	400	100	
	LTL	1.00	200	60	
	LTL	1.00	180	56	
	MP	1.00	480	88	
GAR	AGF	1.00	573	98	573
P/P	PR/PC	1.00	340	88	340
Net LIVABLE Area		(rounded w/ factors)			1595
Net BUILDING Area		(rounded w/ factors)			2892

Comment Table 1

DRAWN BY JRONDEMA 10/4/17

Comment Table 2

JJS 11.7.25

Comment Table 3

SV 44