

Summary Lead Appr: \_\_\_\_\_ Clerk: \_\_\_\_\_ Lead Clerk: \_\_\_\_\_ Appr: \_\_\_\_\_ Print Date: \_\_\_\_\_

3/4/2026

Acct ID: 533989 MTL: 091W04B000200 Date: 3.4.26 Appr: WW Prop Class: 551 RMV Prop Class: 551  
 Situs: 9164 GOLF CLUB RD SE AUMSVILLE OR 97325 MaSaNh: 07 06 000 Unit: 34269 Year: 2026

Last Date Appraised: 10/23/2013 Appraiser: MATT LORD Tag: Y N Tag info:

Owner: YVONNE A PARSONS TR Last Sales Date: 09/26/1989 Roll Type: R

Cycle Tag Sales Verification Other: PPT Inspection level: 1 2 3 4 LCB TTO INSP AV: 272342

RMV Land: 574710 RMV Imp: 348100 RMV Total: 922810 MAV: 223620 MSAV: 48722 SAV: 113405

Comment:

RESET FOR 26-27 FROM PPT RECORDED 7/25/25, ADD NV LT'S AND UPD APEX

Notations

RP/MS	Code	Description
RP	ZONED	FARM EFU ZONED

OSDs

Count	Code	Description	RMV	Code Area	Exception
1	SAA	SA OSD - AVERAGE	55000	29540	0

Land

Site: 2 Code Area: 29540 Size: 1.00 Acres Use Code: 005 Zone: UT SAV Use: 011 Exception: 0  
 Class: 4BDSS Value Source: Farm Homesite Description: FOUR BENCH DRY SPECIAL SOUTH RMV: 17740 Exception: Y N  
 Adjustment(s): IRR Fire Patrol: Description:  
 Comments: Liability year - 2009 / 2900040

Site: 3 Code Area: 29540 Size: 26.95 Acres Use Code: 005 Zone: UT SAV Use: 011 Exception: 0  
 Class: 4BISS Value Source: Farm Use - EFU Description: FOUR BENCH IRR SPECIAL SOUTH RMV: 501970 Exception: Y N  
 Adjustment(s): IRR Fire Patrol: Description:  
 Comments: Liability year - 1980 / 2900040//2011-12: CHG OF SOIL CLASS FROM 6BENCH TO 4BENCH AND COMB SAME SOIL LAND SEGS//01-02: COMBINED LAND SEGS - SAME SOIL CLASS, SAME LIAB YR, 20.55 TTL ACRES

Improvements - Residence / Manufactured Structures

Bldg: 1 Code Area: 29540 Stat Class: 143 Year Blt: 1968 Eff Year Blt: 1968 Sq.Ft: 2800 % Complete: 100.00  
 Desc: One Story with basement Dimensions: RMV: 321110  
 Func Obsc: 100 Econ %: 100 Other %: 100 Exception: 0 Adjust: Adjust RMV: 0

Floors

Type	Class	Display Group	Floor Size	Beds	Baths	Yr Blt	Eff Yr Blt	Inventory	Exception
First Floor	4	Finished	1932	4	FB-2	1968	1968	ROOF, FP - 1, HVAC, KIT+, BATH - 2	Y N
Basement	4	Low Cost	868	0	FB-1/ HB-1	1968	1968	HVAC, BTH - 1	Y N
Garage Attached	4	Finished	484	0	0	1968	1968	ROOF	Y N

Accessories

Description	Class	Size SqFt	Eff Yr Blt	RMV	Quantity	Exception
ASPHALT DRIVEWAY	4	3100	1968	6696	1	Y N
DECK part of yi	4	316	1968	5005	1	Y N
YARD IMPROVEMENTS GOOD	4	1	1968	26064	1	Y N

Improvements - Accessory Buildings

Bldg: 2 Code Area: 29540 Stat Class: 341 Year Blt: 1990 Eff Year Blt: 1990 Sq.Ft: 120 % Complete: 100.00  
 Desc: Multi Purpose Shed (MP) Dimensions: 20x6 RMV: 1000  
 Func Obsc: 100 Econ %: 100 Other %: 100 Exception: 0 Adjust: Adjust RMV: 0

Floors

Type	Class	Display Group	Floor Size	Beds	Baths	Yr Blt	Eff Yr Blt	Inventory	Exception
Multi-Purpose Bldg	4	Finished	120	0	0	1990	1990	FAIR	Y N

Accessories

No accessory data available

Bldg: 3 Code Area: 29540 Stat Class: 341 Year Blt: 1968 Eff Year Blt: 1968 Sq.Ft: 48 % Complete: 100.00  
 Desc: Multi Purpose Shed (MP) Dimensions: 8x6 RMV: 40  
 Func Obsc: 100 Econ %: 100 Other %: 100 Exception: 0 Adjust: Adjust RMV: 0

Floors

Type	Class	Display Group	Floor Size	Beds	Baths	Yr Blt	Eff Yr Blt	Inventory	Exception
Multi-Purpose Bldg	4	Finished	48	0	0	1968	1968	FAIR no value	Y N

**Accessories**

Description	Class	Size SqFt	Eff Yr Blt	RMV	Quantity
No accessory data available					

Bldg: 4 Code Area: 29540 Stat Class: 351 Year Blt: 1990 Eff Year Blt: 1990 Sq.Ft: 1792 % Complete: 100.00  
 Desc: General Purpose Building (GB) Dimensions: 64x28 RMV: 8790  
 Func Obsc: 100 Econ %: 100 Other %: 100 Exception: 0 Adjust: Adjust RMV: 0

**Floors**

Type	Class	Display Group	Floor Size	Beds	Baths	Yr Blt	Eff Yr Blt	Inventory	Exception: Y N
General Purpose Bldg	4	Finished	1792	0	0	1990	1990	FAIR	

**Accessories**

Description	Class	Size SqFt	Eff Yr Blt	RMV	Quantity
No accessory data available					

Bldg: 5 Code Area: 29540 Stat Class: 354 Year Blt: 1990 Eff Year Blt: 1990 Sq.Ft: 1088 % Complete: 100.00  
 Desc: Lean-to Light (LTL) Dimensions: 28x24 RMV: 1460  
 Func Obsc: 100 Econ %: 100 Other %: 100 Exception: 0 Adjust: Adjust RMV: 0

**Floors**

Type	Class	Display Group	Floor Size	Beds	Baths	Yr Blt	Eff Yr Blt	Inventory	Exception: Y N
Lean-to Light Duty	4	Finished	1088	0	0	1990	1990	no value	

**Accessories**

Description	Class	Size SqFt	Eff Yr Blt	RMV	Quantity
No accessory data available					

Bldg: 6 Code Area: 29540 Stat Class: 351 Year Blt: 2005 Eff Year Blt: 2005 Sq.Ft: 1080 % Complete: 100.00  
 Desc: General Purpose Building (GB) Dimensions: 30x36 RMV: 13490  
 Func Obsc: 100 Econ %: 100 Other %: 100 Exception: 0 Adjust: Adjust RMV: 0

**Floors**

Type	Class	Display Group	Floor Size	Beds	Baths	Yr Blt	Eff Yr Blt	Inventory	Exception: Y N
General Purpose Bldg	5	Finished	1080	0	0	2005	2005	fair	

**Accessories**

Description	Class	Size SqFt	Eff Yr Blt	RMV	Quantity
No accessory data available					

Bldg: 7 Code Area: 29540 Stat Class: 355 Year Blt: 2005 Eff Year Blt: 2005 Sq.Ft: 360 % Complete: 100.00  
 Desc: Lean-to Heavy (LTH) Dimensions: 10x36 RMV: 1610  
 Func Obsc: 100 Econ %: 100 Other %: 100 Exception: 0 Adjust: Adjust RMV: 0

**Floors**

Type	Class	Display Group	Floor Size	Beds	Baths	Yr Blt	Eff Yr Blt	Inventory	Exception: Y N
Lean-to Heavy Duty	4	Finished	360	0	0	2005	2005		

**Accessories**

Description	Class	Size SqFt	Eff Yr Blt	RMV	Quantity
No accessory data available					

Bldg: 8 Code Area: 29540 Stat Class: 354 Year Blt: 1990 Eff Year Blt: 1990 Sq.Ft: 448 % Complete: 100.00  
 Desc: Lean-to Light (LTL) Dimensions: 16x28 RMV: 600  
 Func Obsc: 100 Econ %: 100 Other %: 100 Exception: 0 Adjust: Adjust RMV: 0

**Floors**

Type	Class	Display Group	Floor Size	Beds	Baths	Yr Blt	Eff Yr Blt	Inventory	Exception: Y N
Lean-to Light Duty	4	Finished	448	0	0	1990	1990	no value	

**Accessories**

Description	Class	Size SqFt	Eff Yr Blt	RMV	Quantity
No accessory data available					

354 1990 Itl 38x16 nv  
 354 1990 Itl 26x26 nv

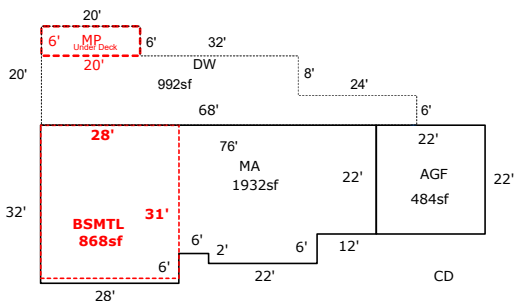
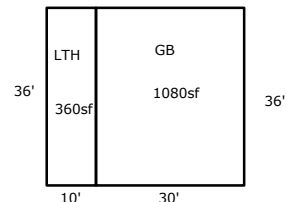
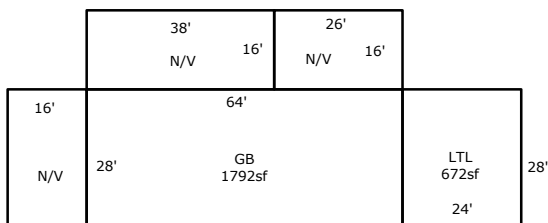
# SKETCH/AREA TABLE ADDENDUM

## SUBJECT INFO

File No.: 533989 Parcel No.: 091W04B 00200  
 Property Address: 9164 Golf Club Rd SE  
 City: Aumsville County: State: OR ZipCode: 97325  
 Owner:  
 Client:  
 Appraiser Name: Inspection Date:

## SKETCH

533989  
091W04B 00200



Sketch by ApexSketch

AREA CALCULATIONS SUMMARY						COMMENT TABLE 1		
Code	Description	Factor	Net Size	Perimeter	Net Totals			
GBA1	LTL	1.0	672.0	104.0		Apex 12/13/2010 Jane UPDATED BY WWILLIAMS 3.4.26		
	MP	1.0	120.0	52.0				
	MP	1.0	48.0	28.0				
	GB	1.0	1792.0	184.0				
	N/V	1.0	448.0	88.0				
	N/V	1.0	608.0	108.0				
	N/V	1.0	416.0	84.0				
	GB	1.0	1080.0	132.0				
	LTH	1.0	360.0	92.0	5544.0			
GLA1	MA	1.0	1932.0	204.0	1932.0	COMMENT TABLE 2		
BSMT	BSMTL	1.0	868.0	118.0	868.0	3.4.26 WW	COMMENT TABLE 3	
DW	DW	1.0	992.0	192.0	992.0		PPT 25-003	
GAR	AGF	1.0	484.0	88.0	484.0			
	Net LIVABLE	cnt	1 (rounded)		2,800			
	Net BUILDING	cnt	1 (rounded)		6,028			